



Sequoia Union Board of Trustees Regular Board Meeting January 12, 2023 at 6:00 p.m.

A regular meeting of the Board of the Sequoia Union Elementary School will be held at 23958 Avenue 324, Lemon Cove, CA.

In compliance with the Americans with Disabilities Act, for those requiring special assistance to access the Board meeting room, to access written documents being discussed at the Board meeting, or to otherwise participate at Board meetings, please contact the school office at (559) 564-2106 for assistance. Notification at least 48 hours before the meeting will enable the District to make reasonable arrangements to ensure accessibility to the Board meeting and to provide any required accommodations, auxiliary aids or services.

Documents provided to a majority of the Governing Board regarding an open session item on this agenda will be made available for public inspection in the District office located at 23958 Ave. 324, Lemon Cove, California during normal business hours and on the website at <https://www.sequoiaunion.org/>

- 1. CALL TO ORDER at 6:00 pm**
- 2. FLAG SALUTE**
- 3. APPROVAL OF AGENDA**
- 4. COMMENTS FROM THE PUBLIC**

Board Policy #9323 allows each individual speaker three minutes for public comment. The public may choose to address the board on any non agenda item at this time, or on an agendized item at this time or at the time of the items discussion. Before making a comment, please gain recognition from the Chair and direct your comments through the Chair. Due to COVID-19, if you wish to submit a comment virtually you may do so online at <https://bit.ly/SUpubliccomment>. Comments must be submitted one hour prior to the scheduled meeting opening to ensure they will be read. The same requirements relating to the three minute limit apply to written comments also. Comments submitted after the opening of the meeting, but before adjournment will be recorded in the minutes.

- 5. DISCUSSION & REPORTS**
 - [5.1 Superintendent Report](#)
 - [5.2 Superintendent Goals for 2022-2023](#)
 - [5.3 School Farm Report](#)
 - [5.4 AG Advisory Committee Bylaws and Review](#)
 - [5.5 P.T.C. Report](#)



- [5.6 Business Report](#)
- [5.7 Summary of Audit Report](#)
- [5.8 Fund 17 Report](#)
- [5.9 Sequoia Union Boundary Map Discussion](#)
- [5.10 Developer Fee Report](#)

6. CONSENT ACTION ITEMS

- [6.1 Budget Report District](#)
- [6.2 Budget Report Charter](#)
- [6.3 Cafeteria Report](#)
- [6.4 Enrollment Report Charter](#)
- [6.5 Enrollment Report District](#)
- [6.6 Payroll Report](#)
- [6.7 Vendor Payment Report](#)

7. OTHER ACTION ITEMS

- [7.1 Approve the Minutes of the December 6, 2022 Regular Board Meeting](#)
- [7.2 Approve the Minutes of the December 13, 2022 Special Board Meeting](#)
- [7.3 Approve the A.B. 361 "State of Emergency" Teleconferencing Provisions for the
Brown Act](#)
- [7.4 Approve the Lane Engineering Proposal for Land Surveying for the New TK/K Buildings](#)
- [7.5 Approve the Updated Authorized Signers for Calendar Year 2023](#)
- [7.6 Approve the Purchase of a New Oven for the Kitchen](#)
- [7.7 Approve the Purchase of Touchmath 123 for Math Intervention](#)
- [7.8 Approve the Purchase of a new Water Well Pump for the Fields](#)
- [7.9 Approve the Instructional Assistant III Temporary Grant Funded Positions \(2\)](#)
- [7.10 Approve the Interdistrict Transfers OUT](#)

8. ORGANIZATIONAL BUSINESS

- 8.1 Consideration of Agenda Items the Board Wishes to Discuss in Future Meetings**

9. CLOSED SESSION



9.1 GOVERNMENT CODE SECTION 54956.9 (d)(1) CONFERENCE WITH LEGAL COUNSEL - EXISTING LITIGATION CASE # VCU292564; Claimant: Gloria Elizabeth Rossi; Parties: Ken Horn; Sequoia Union Elementary School; Sequoia Union Elementary School District

9.2 GOVERNMENT CODE SECTION 54957: Public Employee
Discipline/Dismissal/Release/Complaint

9.3 Education Code Sections 35146, 48900 et seq., 48912(b) and 49060 et seq., and 20 U.S.C. Section 1232g: STUDENT DISCIPLINE OR OTHER CONFIDENTIAL STUDENT MATTERS

9.4 GOVERNMENT CODE SECTION 54957: PUBLIC EMPLOYEE PERFORMANCE
EVALUATION: Title - Superintendent-Principal

9.5 GOVERNMENT CODE SECTION 54957.6: CONFERENCE WITH LABOR NEGOTIATOR
AGENCY REPRESENTATIVE: Board President. UNREPRESENTED EMPLOYEE: Sequoia Union Superintendent-Principal, Ken Horn

10. ADJOURNMENT



SEQUOIA UNION | ELEMENTARY SCHOOL

Mr. Ken Horn
Superintendent/Principal

5. DISCUSSION & REPORTS: 5.1 Superintendent Report

Small School, Big Heart

23958 AVE 324/P.O. Box 44260
LEMON COVE, CA 93244-4260

PHONE: 559-564-2106
FAX 559-564-2136

Superintendent Report

January 13, 2023



TM

Superintendents Report

Winter break came and went and we have returned to the 2022-23 school year. Both students and staff seem pleased to be back on campus and look well rested. We are experiencing a great deal of rain upon our return, so the students sometimes have had to have recess in the gym. Our students have been well adjusted to the weather and the rain and know that their cooperation is appreciated by staff when we have to do recess differently to keep them dry and safe.

The grove of Cottonwood Trees that surrounded the play area was removed during Winter Break. The company will come back and use a chemical to kill the underground root system so that the trees don't sprout suckers. Then, the company will grind up the stumps. We have spray painted the stumps in orange and have trained the students to stay away from them while the process is being completed. As we have unfortunately had to remove one grove of trees on our campus, we have been able to plant a new grove of trees in the Middle School Quad area. Our Middle School AG Elective class has planted five Chinese Pistache Trees and three Crapemyrtle Trees that will one day provide shade to the students.

We want to say "Thank You" to the P.T.C. for their remodeling of the Staff Lounge over Winter Break. The lounge now has that "Starbucks" feel to it and is very comfy cozy. I know they went to a lot of hard work and expense, but our Staff is very appreciative and thankful for their efforts!

The Certificated Staff returned on Monday, January 2nd for our Staff Professional Development Day and we focused on "thinking positively" and having a "positive mindset." The staff also worked in grade level teams to update ELA and Math pacing guides.

Our students will have begun basketball practice and look forward to our competitive league competition. The grade levels are finishing up plans for field trips. Our drama program is in full practice mode for their big Spring production. Our students are also preparing for Spelling Bee, Poetry and Prose, History Day, and Math Day competitions coming up in the Spring.

We have welcomed 11 new students to our campus recently and our enrollment is up to 379 students.

















SEQUOIA UNION | ELEMENTARY SCHOOL

Mr. Ken Horn
Superintendent/Principal

5. DISCUSSION & REPORTS: 5.2 Superintendent Goals for 2022-2023

Small School, Big Heart

23958 AVE 324/P.O. Box 44260
LEMON COVE, CA 93244-4260

PHONE: 559-564-2106
FAX 559-564-2136



Mr. Ken Horn
Superintendent/Principal

Superintendent Goals for 2022-2023

1. Target: Increase ADA (Finance)

Measurable Outcome: Increase the school's ADA to maximize the use of the space we have while staying within the class size limits.

Update: Flyers were sent to homes in Exeter and Woodlake with information about our Charter School and the dates of Open Enrollment. I put an ad in the Exeter Newspaper for 3 consecutive Wednesday's in May. We just received 11 new Students. Our enrollment is currently 379.

2. Target: Commitment to academic excellence (Academic)

Measurable Outcome: Long term goal: closing achievement gaps for student groups on CAASP and CAST assessments and becoming a leader in the county. We hope that we can see steady progress toward all students meeting and exceeding standards.

Measurable Outcome: Develop systems that support implementation of a comprehensive agriculture program.

Update: The Student Success Center opened in the 2021-2022 school year and we have noticed phenomenal growth through IReady scores for students who receive services in the Student Success Center from our Fall to our Winter diagnostic results. Overall, our most recent IReady scores show that students who are above standard increased in ELA and in Math. The percentage of students below standard decreased in ELA and Math. Our students overall scored 19% higher in Math from the Fall to the Winter benchmark. Our students overall scored 10% higher in ELA from the Fall to the Winter benchmark. Our School District scored higher on the most recent CAASP assessment than 70% of the other Districts in Tulare County in ELA. Our District was the 10th highest District on CAASP in math out of 35 County Districts. Our 5th grade scored the highest on the CAST assessment than all the other Districts in the County.

Update: We have taken control over the acreage donated to Sequoia Union by the Roberts Family. We removed the trees. We created a blueprint draft of the school Farm. We have a Classified Agriculture lead position that provides an Agriculture elective for Middle School students. We have purchased and erected a new Greenhouse. The Ag lead is working with lower grade teachers on the Curriculum and lessons for the new Greenhouse. The Agriculture Advisory

Small School, Big Heart



Mr. Ken Horn
Superintendent/Principal

Committee will start meeting again the last week of January of 2023.

3. Target: Increase communication between the school, the board, teachers and parents.
(People/Service)

Parents/Community - Increase teacher communication with parents. Utilize Remind (or other text message system) for Schoolwide announcements. Regular updates to the website.

Update: Teachers have a remind/class dojo system in place. We provided a flyer at Back to School night that covers the “Opt in” for text messaging so we can better communicate with parents as teachers and as an Administration. I am able to push text messages through Edlio-Schoolmessenger We have implemented a weekly parent newsletter that is sent out to parents. The school website is updated bi-weekly. We are archiving older District Documents.

4. Target: Consistency in implementing the school discipline policy (Health and Safety)

Update: The staff has worked hard to redo the school-wide discipline plan and behavior matrix. School-wide visits were done for each key area on campus on the first day of school in 2022-2023 to reinforce the expectations at each area. In the Spring, we brought on a Campus Safety Supervisor and this has increased the consistency in discipline at every grade level. Our referrals are lower this school year. Our suspensions are lower this school year compared to this time in 2021-22.

5. Target: Budget/Finance: Create cost savings report to show fiscal responsibility through a consistent oversight of budget development, implementation and evaluation.

Update: Provide monthly revenue and expenditure reports and have ongoing discussions during our monthly board meetings about changes in funding sources, staffing, and other significant costs that are not budgeted and impact the Districts Working Budget.

· Review the staffing plan and adjust as necessary to support budget goals by focusing on spending down one-time COVID funding and incorporating grant resources to reduce spending in the general fund. Ensure that changes to staffing plan continue to meet the needs of staff, students and facilities in collaboration with the LCAP Coordinator and by surveying staff

Small School, Big Heart



SEQUOIA UNION | ELEMENTARY SCHOOL

Mr. Ken Horn
Superintendent/Principal

(LCAP; ESSER)

- Work with the District Business Manager to have ongoing review of the District Working Budget and ensure alignment to current Multi Year Projection (3 year). Where applicable, address areas of concern in the current year so as to reduce deficits projected in future years.
- Work collaboratively with the District Business Manager, Maintenance & Operations Director, Cafeteria Manager, and other District stakeholders to better manage resources and develop a balanced budget that supports staff and student learning.

Small School, Big Heart

23958 AVE 324/P.O. Box 44260
LEMON COVE, CA 93244-4260

PHONE: 559-564-2106



SEQUOIA UNION | ELEMENTARY SCHOOL

Mr. Ken Horn
Superintendent/Principal

5. DISCUSSION & REPORTS: 5.3 School Farm Report

Small School, Big Heart

23958 AVE 324/P.O. Box 44260
LEMON COVE, CA 93244-4260

PHONE: 559-564-2106
FAX 559-564-2136

School Farm Report

The Greenhouse structure, centrally located on campus, has been completed. Next will be the purchase and installation of temperature regulation and irrigation systems. After speaking with staff we will send out a survey to identify the needs of the greenhouse, materials, and what everyone's comfort level is in pursuing a greenhouse project. Utilizing the space won't necessarily be zoned by grade but plant material need.

The opportunity to utilize the old boiler room to designate as a lab/workroom for the time being where instructional materials and equipment for the greenhouse can be stored. The creation of a wash out between the building and the greenhouse as well as a shade structure to the East of the greenhouse to harden off plants that come out of the greenhouse would be ideal.

Since the recent rain events, the school farm acreage needs to be addressed before weeds become uncontrollable. The recommendation is, as soon as the leftover garbage pile is removed, to till the field. We will move forward, ignoring the pile for the time being and as soon as the weather and field conditions allow, we will till and tarp an area with silage plastic to solarize the weed germination in sections. We will purchase temporary fencing material and we may also allow grazing on the area around the pile with the addition of sheep on campus.

We will purchase drip tape and begin planting direct sow flower seeds to try to push for Mothers day flowers, Then turnover into early June pumpkin planting with another succession of flowers for fall because it is our belief that if we want the "buy in" and want to be successful in raising money to develop this farm/lab into a place for cultivating, researching, and growing minds in the field of agriculture, we need to have something that our community can see, feel, smell, and take home with them.

We are looking forward to the Ag Advisory Board meeting and getting their input, which is so valuable. The scope of the school farm project is vast and we need to identify long term and short term goals and work backwards to the present.

What are our desired learning outcomes? What do we hope to teach our students, what opportunities do we want to be able to offer?

Identify, based on the current draft-mockup drawing, what phases can we assign to certain areas of the farm? What does the timeline and finances potentially look like?

After sitting down with Mrs. Machado and Mrs. Keller (who teaches Ag in the After School program), we identified some immediate needs and some hopeful wants for the elective students and afterschool students:

- I. We desperately need a new chicken coop. Our current coop was pieced together utilizing what we had available and it is susceptible to flooding and has rotted the interior and leaves the chickens in standing water. It is also an eyesore. I would not want parents touring this facility with their students come Open House night and it truly is one of the most hands-on engaging projects we

have for students of all ages. A new coop would require the purchase of a pre-fab shed (Tuff-shed) and construction of a new chicken run or creation of a chicken trailer that can be moved about the farm to aid in fertilization.

- II. In conjunction with fertilizer we would like to purchase a composter, a small scale, industry standard composter to begin on our farm, utilizing material from the cafeteria and think it has the ability to generate something we can offer like “Cougar compost” and expand wormeries from the classroom into the field.
- III. Furnishing PPE and coveralls and muck boots, especially for our younger students who don’t have proper shoes the day the class meets, would also be a huge need and want, as well as lockers to store them.
- IV. A future hope is to somehow capture the Memorial Building to renovate the kitchen to engage students and community members in food science, culinary arts, and food literacy. We also thought maybe one of the new buildings might be able to be outfitted with a setup conducive to the needs of a culinary lab.
- V. The purchase of the following pieces of equipment:
Tractor with loader and enough horsepower to run PTO implements
Disk, furrower, scraper etc. (until these items are obtained utilizing equipment that has been donated to use will be utilized and if there are any resources available, please contact kenhorn@sequoiaunion.org; jljine@sequoiaunion.org; or cmachado@sequoiaunion.org).

In Spring we are looking into field trips for our Ag Elective students to be able to go locally to Monrovia Nursery; Bradford Steel; the UC extension. We are also excited to hear that the 7th grade Field Trip will be a tour at CalPoly SLO of their Ag programs.



SEQUOIA UNION | ELEMENTARY SCHOOL

Mr. Ken Horn
Superintendent/Principal

5. DISCUSSION & REPORTS: 5.4 AG Advisory Committee Bylaws and Review

Small School, Big Heart

23958 AVE 324/P.O. Box 44260
LEMON COVE, CA 93244-4260

PHONE: 559-564-2106
FAX 559-564-2136

ADVISORY COMMITTEE FOR AGRICULTURE EDUCATION

Sequoia Union Elementary School
Lemon Cove, California

CONSTITUTION AND BY-LAWS

SECTION A - PURPOSE

- Article 1. The *Agriculture Advisory Committee* shall exist only during such time as it is authorized by the administration of the District and the Sequoia Union Board of Trustees.
- Article 2. The Advisory Committee may direct its advice and recommendations toward the staff, the Administration or the Board of Trustees. It shall limit its activities to matters directly concerning the Agriculture Education.
- Article 3. It shall be the duty of the Advisory committee to:
- a) Study the needs of the community related to the work of agriculture.
 - b) Suggest and advise in areas of education pertaining to the objectives of the districts agriculture education.
 - c) Review the districts ability to integrate agriculture into state standards.
 - d) Review and evaluate facilities and equipment available for the use of agriculture instruction.
 - e) Assist and support in designing the agriculture programs instruction, curriculum and course content.
 - f) Study the programs of Agriculture Departments in other communities with the idea of encouraging the use in this community of those objectives and practices which may be applicable.
 - g) Serve as an avenue of communication between the school and the community.

SECTION B – MEMBERSHIP

- Article 1. There shall be a maximum of 5 members on the Agriculture Advisory Committee; at least one representing each of the core areas taught in the program.
- Article 2. Members shall be selected in such a way that they represent a cross-section of the agriculture industry and business community served by the school.
- Article 3. Members shall be nominated, and after consultation with the District Administration and Agriculture Advisory Committee and then be approved by the Board of Trustees.
- Article 4. Members shall be notified of their appointment by the District Superintendent.
- Article 5. Members
- (a) The term of membership shall be two years and can be renewed at the end of that term.
 - (b) Be appointed and re-appointed as the need arises.
 - (c) Have the only voting rights of the committee.
- Article 7. The Chairman's membership may be as consecutive as the district administration, Board of Trustees and Agriculture Advisory Committee see fit.

- Article 8. An individual shall lose membership if he/she fails to take an active role in the committee's activities or is no longer a positive contributing member of the committee. This decision will be made by the committee after consulting with the Board of Trustees.
- Article 9. The Board of Trustees shall appoint a Board Member(s) and the District Superintendent or an administrative representative to act as non-voting members who will be ex-officio members of the committee.
- Article 10. The District Superintendent and a select number of Board Member(s) will not be voting members but should attend all meetings or appoint a designee to attend in their place.
- Article 11. In case of vacancies, new members shall be elected to fill those vacancies as set down in Article 3 of this section, but shall serve for only the time remaining of the vacancy filled.

SECTION C – MEETINGS:

- Article 1. The committee shall meet no less than three times per year. Meeting dates will be decided on by district administration.
- Article 2. Special meetings may be called during the year by the Chairman if necessary.
- Article 3. Notices of all regular meetings will be prepared and sent by district administration.
- Article 4. The meetings shall not continue for more than two hours unless so voted by the committee members present.
- Article 5. A quorum will consist of three (3) voting members of the committee.

SECTION D – CHAIRMAN

- Article 1. The Agriculture Advisory Committee Chairman shall be elected each fall from the group of members who have served on the existing committee for at least one year. His duties shall be:
- a) To preside at all committee meetings.
 - b) To appoint special committees which may include persons other than the committee members.
 - c) To call special meetings as needed.
- Article 2. The duties of the Agriculture Department Chairman shall be:
- (a) To keep attendance records of committee members.
 - (b) To keep a record of discussion, recommendations, motions passed and committee appointments.
 - (c) To maintain a permanent record file of all committee activities.
 - (d) To distribute minutes of the committee meetings and copies of other committee documents to Agriculture Advisory Committee Members, Board of Trustees, school administration and other concerned parties.
 - (e) To prepare the agenda for committee meetings if requested to do so by the committee.

SECTION E – CHANGES IN BY-LAWS AND CONSTITUTION:

- Article 1. Suggestions for changes in the Constitution and By-laws must be presented to the chairmen and then must be approved by a majority vote of the committee membership. Then said suggestions must be passed by the Board of Trustees before being adopted.

AGRICULTURE ADVISORY COMMITTEE

(Date)

(Chairman)

BOARD OF TRUSTEES

(Date)

(President)



Agriculture Advisory Committee Nomination

As Sequoia Union Elementary moves toward our district charter in agriculture, it is important to assemble an Agriculture Advisory Committee to assist with providing guidance and resources which relate to facilities, curriculum and instructional practices which will provide the students of Sequoia Union with the most engaging and powerful learning experiences possible. The purpose of this form is to identify individuals who will comprise the committee of five members. Members of the committee will agree to attend three (3) meetings per year for a two (2) year term. Bylaws (<http://bit.ly/SUadvisory>) for the Advisory Committee will be an action agenda item for the November Board of Trustees meeting. **Please complete and return to the school office by 4:00 pm November 16, 2018.** This form is also available online <http://bit.ly/AgAdvisoryNom>

Are you completing this form for someone else? If so, please record your name and contact information below in the event we need to contact you.

First name and Last Name

Phone Number and Email

Discuss your experience and current role in the agriculture industry.



SEQUOIA UNION | ELEMENTARY SCHOOL

See Back →

Why are you interested in participating as an Agriculture Advisory Committee member for Sequoia Union?



Mr. Ken Horn
Superintendent/Principal

5. DISCUSSION & REPORTS: 5.5 P.T.C. Report

Small School, Big Heart



January 4, 2023

Happy New Year! We hope you enjoyed a relaxing Christmas break.

The Parents Guild has been busy with several projects over the past month.

In December we helped decorate for the Christmas Program. Our Parents Guild Vice President, Carly Tadlock homemade and donated over 200 delicious cookies to be sold that evening. We made \$179 in donations. The cookies were a huge hit, and may become a new Christmas Program tradition.

We've also been busy working on remodeling the Teacher's Lounge. We removed the wallpaper, cabinets and the old carpeting. Over the break, new LVT flooring was installed by Visalia Flooring. We also had several parent volunteers help paint and clean. Ciaira Machado made a beautiful island and banquette. We added two new tables and chairs. We plan to finish it off by replacing the sink countertop and adding a few finishing touches. The teachers and staff have been so grateful and appreciative! It has been a very fun and fulfilling project!

¹The annual Jog-A-Thon is scheduled for January 20th. The Parents Guild prepped the Pledge packets and ordered t-shirts. The 8th Grade will be mostly in charge of this event, and all pledges will go towards their end of the year trip.

Planning for the 2nd annual Golf Tournament will begin soon. It will be held on March 25th at the Tulare Golf Course.

We look forward to a productive New Year!

Heather Blevins
Parents Guild President 2022-2023



SEQUOIA UNION | ELEMENTARY SCHOOL

Mr. Ken Horn
Superintendent/Principal

5. DISCUSSION & REPORTS: 5.6 Business Report

Small School, Big Heart

23958 AVE 324/P.O. Box 44260
LEMON COVE, CA 93244-4260

PHONE: 559-564-2106
FAX 559-564-2136



SEQUOIA UNION | ELEMENTARY SCHOOL

Business Department

Edgardo Monroy, MBA

January 12, 2023

Agenda



Attendance Summary



ADA Monitoring Page



Cafeteria Report



Vendor Payments



Payroll



Budget Report

District
Charter



Bank Account Reconciliation Balances



Questions

Attendance Summary

12/19/2022 to 01/27/2023
18 School Days

Grade	Enrolled	Gain	Loss
TK	16	0	0
K	41	1	0
1	35	3	0
2	41	2	0
3	39	1	0
4	39	1	0
5	41	1	0
6	48	0	0
7	37	1	0
8	42	1	0

	Proposed Budget	Enrolled as Of 01/03/2023
District	45	42
Charter	331	331
Total	376	379

2022-2023 Enrollment Prior Month Comparison

Grade	11/21/2022 to 12/16/2022	12/19/2022 to 01/27/2023
TK-K	56	57
1	32	35
2	39	41
3	38	39
4	38	39
5	40	41
6	48	48
7	36	37
8	41	42
Total	368	379

The image features a dark gray background with a central white horizontal band. Above and below this band are three overlapping circles in shades of blue, creating a decorative, wave-like pattern. The text 'Budget Report' is centered within the white band.

Budget Report



District Fund 010

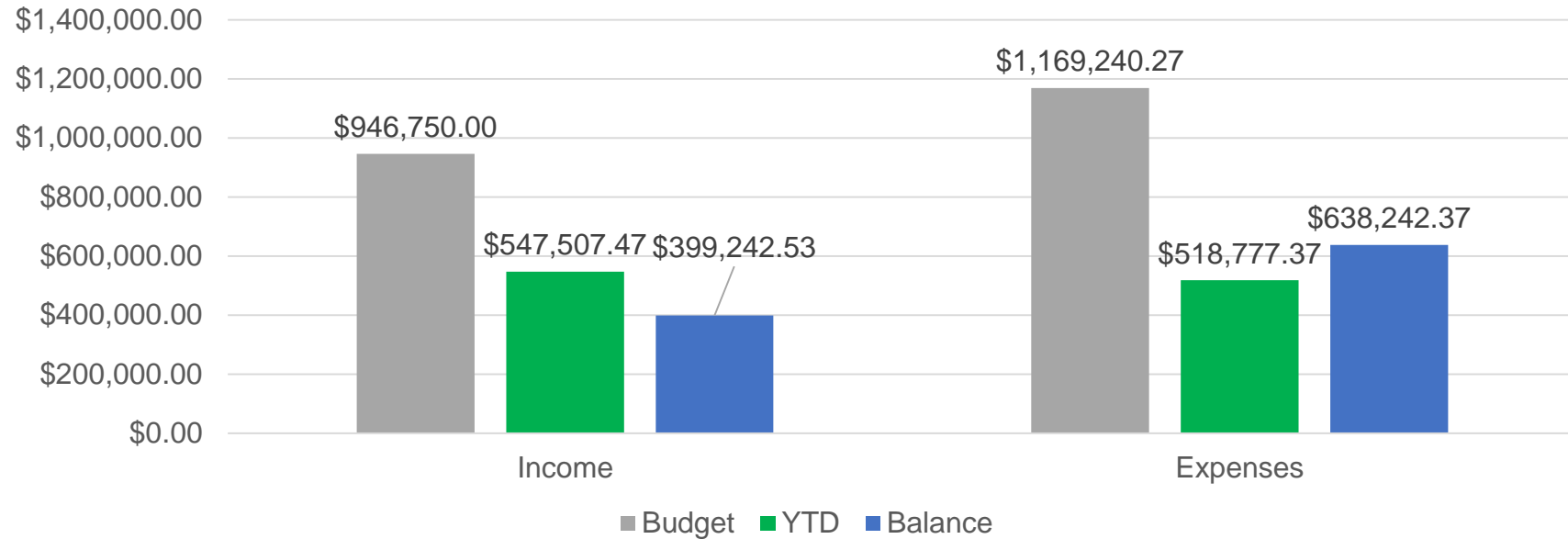
As of 01/06/23

42 - Sequoia Union Elementary School District

FUND: 010 - General Fund

FD RE PY GO FN OB SI L2

December



BUDGET REPORT

FY: 2023
FROM: 7/1/2022 TO 6/30/2023

BDG113

1/6/2023

1:06:17PM

Page 23 of 23

UNENCUMBERED

SUMMARY FOR 010 - GENERAL FUND

	Current	Year To Date	%	Encumbered	Balance	%
TOTAL: INCOME	946,750.00	547,507.47	57.83	0.00	399,242.53	42.17
TOTAL: 1000-5000	1,020,315.27	476,364.51	46.69	6,300.53	537,650.23	52.69
TOTAL: 1000-6000	1,092,815.27	512,533.60	46.90	12,220.53	568,061.14	51.98
TOTAL: EXPENSES	1,169,240.27	518,777.37	44.37	12,220.53	638,242.37	54.59



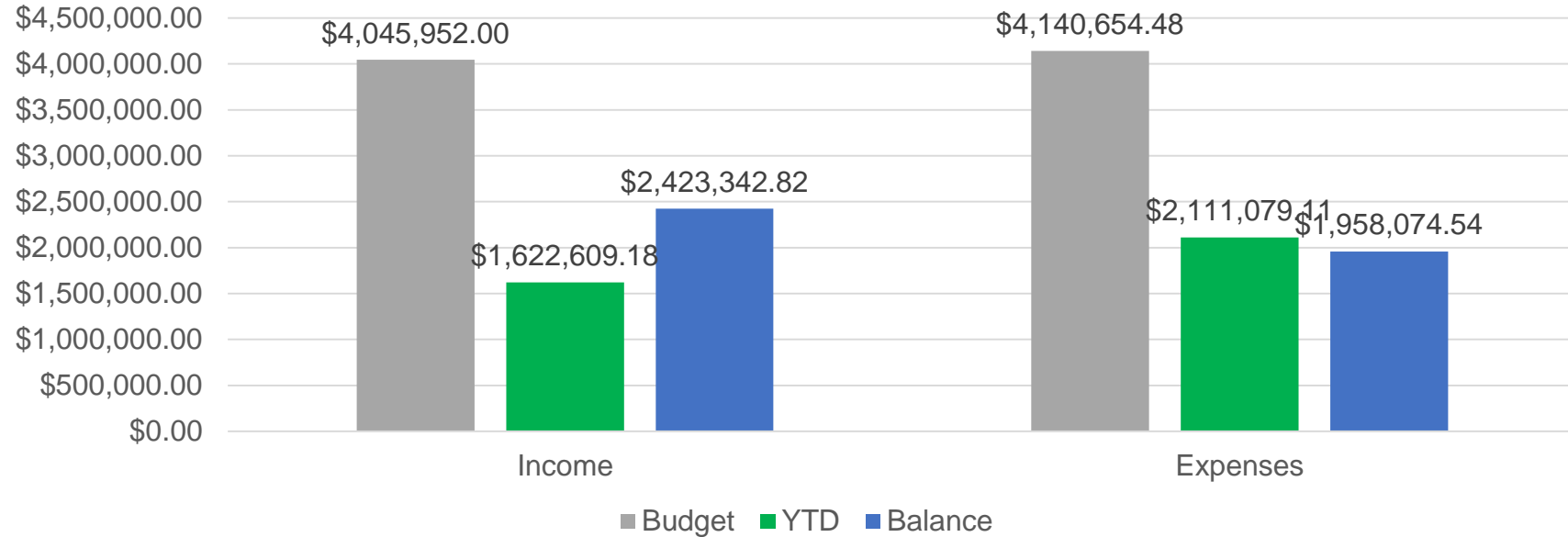
Charter Fund 090

As of 01/06/2023

42 - Sequoia Union Elementary School District

FUND: 090 - Charter Schools Special Revenue Fund

December



BUDGET REPORT

FY: 2023
FROM: 7/1/2022 TO 6/30/2023

BDG113

1/6/2023

1:07:40PM

Page 23 of 23

FD	RE	PY	GO	FN	OB	SI	L2	Working	Current	Year To Date	%	Encumbered	Balance	UNENCUMBERED	%
----	----	----	----	----	----	----	----	---------	---------	--------------	---	------------	---------	--------------	---

SUMMARY FOR 090 - CHARTER SCHOOLS SPECIAL REVENUE FUND

	Current	Year To Date	%	Encumbered	Balance	%
TOTAL: INCOME	4,045,952.00	1,622,609.18	40.10	0.00	2,423,342.82	59.90
TOTAL: 1000-5000	4,112,949.48	2,083,375.19	50.65	71,500.83	1,958,073.46	47.61
TOTAL: 1000-6000	4,112,949.48	2,083,375.19	50.65	71,500.83	1,958,073.46	47.61
TOTAL: EXPENSES	4,140,654.48	2,111,079.11	50.98	71,500.83	1,958,074.54	47.29



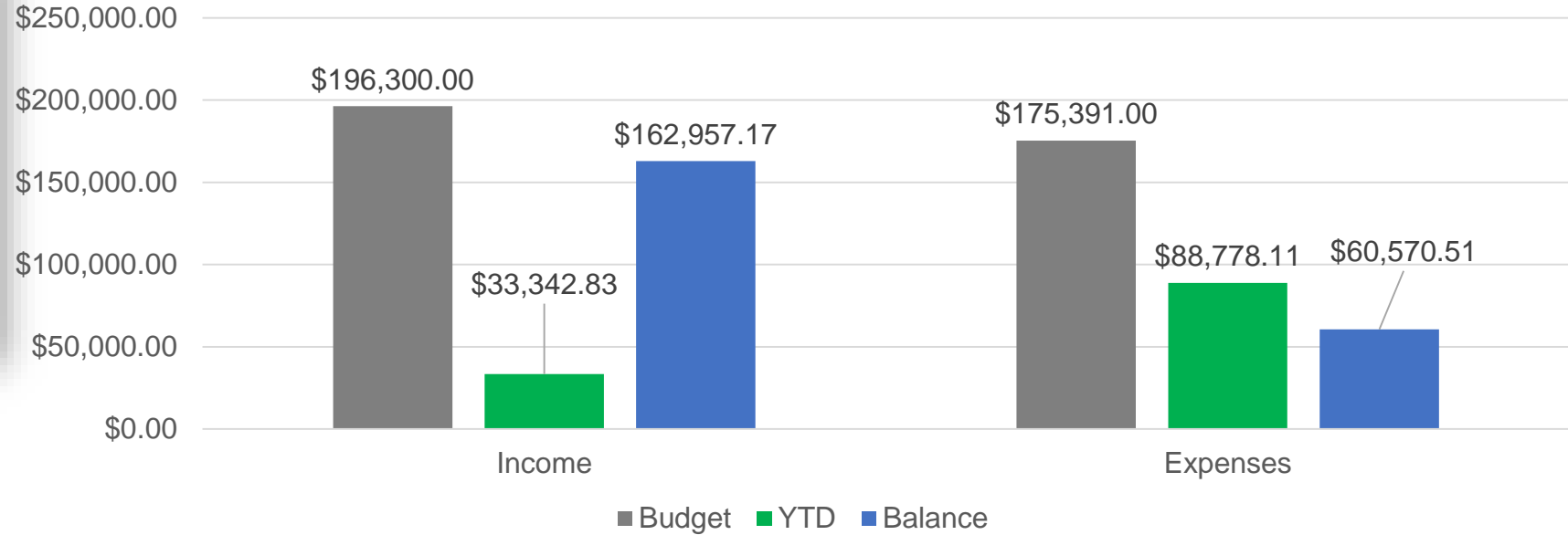
Cafeteria Fund 130

As of 01/06/2023

42 - Sequoia Union Elementary School District

FUND: 130 - Cafeteria Special Revenue Fund

December



BUDGET REPORT

FY: 2023
FROM: 7/1/2022 TO 6/30/2023

BDG113

1/6/2023

1:09:33PM

Page 4 of 4

FD RE PY GO FN OB SI L2

Working Current Year To Date % Encumbered Balance % UNENCUMBERED

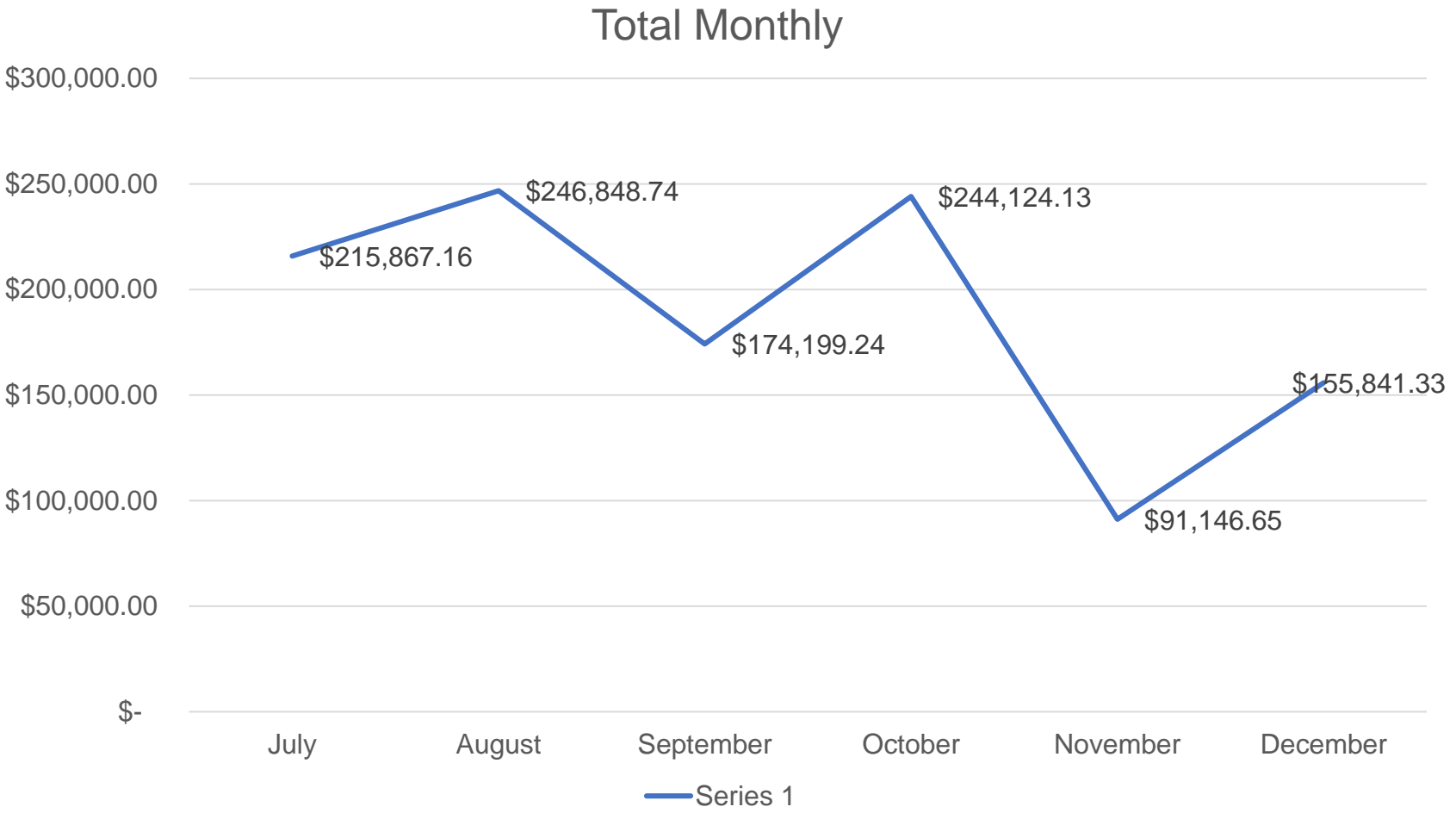
SUMMARY FOR 130 - CAFETERIA SPECIAL REVENUE FUND

		Current	Year To Date	%	Encumbered	Balance	%
TOTAL: INCOME	196,300.00	33,342.83	33,342.83	16.99	0.00	162,957.17	83.01
TOTAL: 1000-5000	175,391.00	88,778.11	88,778.11	50.62	26,042.38	60,570.51	34.53
TOTAL: 1000-6000	175,391.00	88,778.11	88,778.11	50.62	26,042.38	60,570.51	34.53
TOTAL: EXPENSES	175,391.00	88,778.11	88,778.11	50.62	26,042.38	60,570.51	34.53

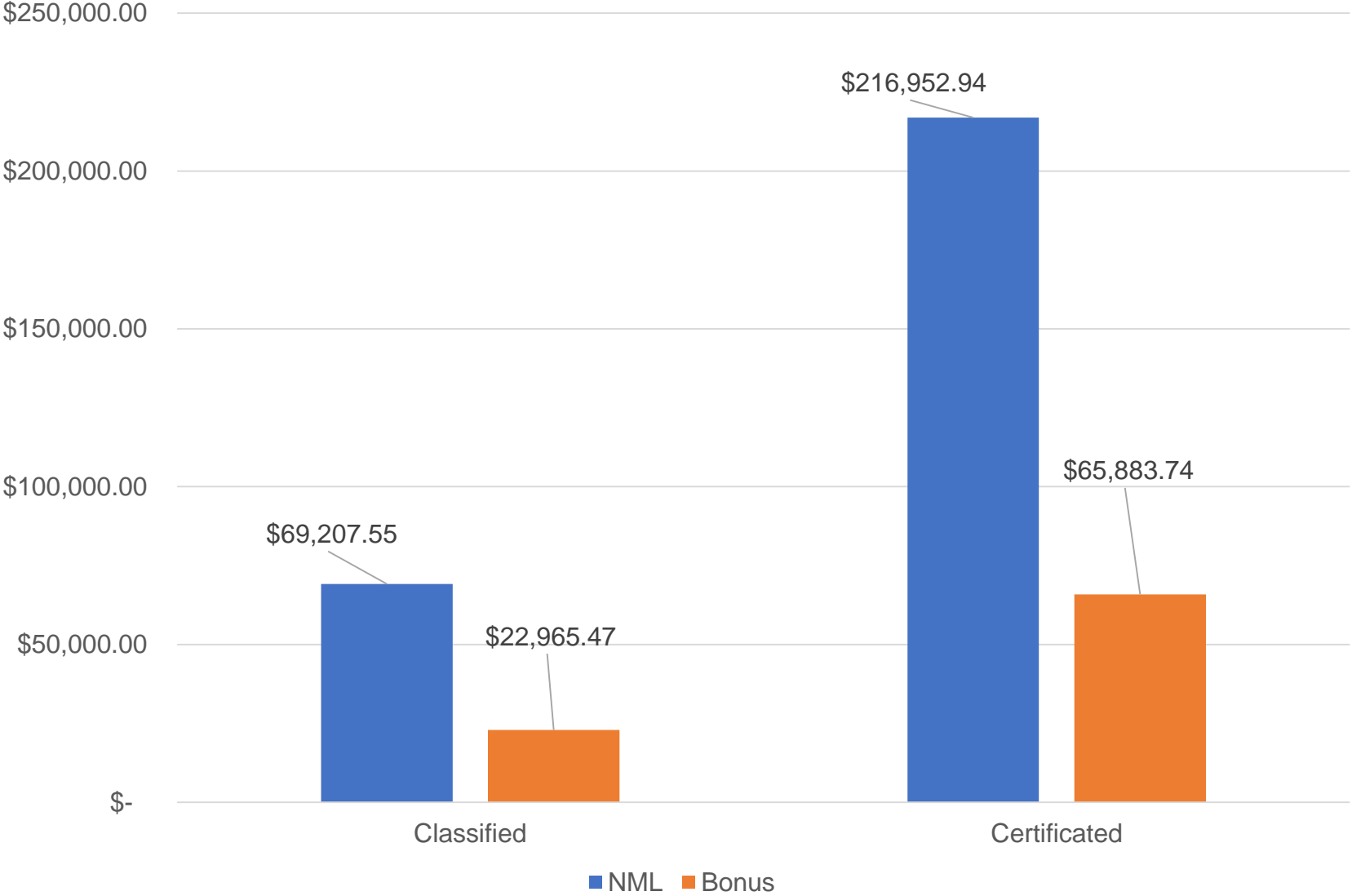
Vendor Payments

12/01/2022	\$10,230.06
12/07/2022	\$115,187.26
12/20/2022	\$30,424.01
Total	\$155,841.33

Vendor Payments by Month



December Payroll



Bank Reconciliation Balances

**Revolving
Account**

\$2,089.95



Student Body Account

\$11,603.17





SEQUOIA UNION | **ELEMENTARY SCHOOL**

Mr. Ken Horn
Superintendent/Principal

5. DISCUSSION & REPORTS: 5.7 Summary of Audit Report

Small School, Big Heart

23958 AVE 324/P.O. Box 44260
LEMON COVE, CA 93244-4260

PHONE: 559-564-2106
FAX 559-564-2136



SEQUOIA UNION | ELEMENTARY SCHOOL

Audit Report

AUDIT OF THE FINANCIAL STATEMENTS

Audit Process:

- Auditor reviewed financial statements of the governmental activities, each major fund, and the aggregate fund information for the School District for the year that ended June 30, 2022.

Opinion

- The financial statements referred to above present fairly, in all material aspects, the respective financial position of the governmental activities, each major fund, and the aggregate remaining fund information for the School District, as of June 30, 2022.

Schedule of Findings

- There were no federal award findings or questioned costs for the year ended June 30, 2022.

Prior Audit Findings

- Finding #2021-001: Significant Deficiency in Internal Control – Student Body Cash Receipts
- Finding #2021-002: Significant Deficiency in Internal Control – Journal Entries
- Finding #2021-003: Significant Deficiency in Internal Control – Account

*Note: Implemented procedures to correct all deficiencies listed above.

Report on State Compliance

Opinion on State Compliance

We have audited Sequoia Union Elementary School District 's compliance with the types of compliance requirements described in the *2021-2022 Guide for Annual Audits of K-12 Local Education Agencies and State Compliance Reporting*, prescribed by Title 5, *California Code of Regulations*, section 19810, that could have a direct and material effect on each of Sequoia Union Elementary School District 's state programs for the fiscal year ended June 30, 2022, as identified below.

In our opinion, Sequoia Union Elementary School District complied, in all material respects, with the types of compliance requirements referred to above that could have a direct and material effect on the applicable state programs for the year ended June 30, 2022.

FINANCIAL ANALYSIS

	Governmental Activities		
	2022	2021	Net Change
REVENUES			
Program revenues			
Charges for services	\$ 55,611	\$ 10,143	\$ 45,468
Operating grants and contributions	796,424	1,028,705	(232,281)
Capital grants and contributions	-	1,120,843	(1,120,843)
General revenues			
Property taxes	605,437	26,490	578,947
Unrestricted federal and state aid	3,219,857	3,331,372	(111,515)
Other	91,381	-	91,381
Total Revenues	4,768,710	5,517,553	(748,843)
EXPENSES			
Instruction	2,720,807	2,679,089	41,718
Instruction-related services	337,128	312,096	25,032
Pupil services	432,884	419,106	13,778
General administration	357,147	452,557	(95,410)
Plant services	718,116	530,443	187,673
Ancillary and community services	16,144	305	15,839
Debt service	487	1,368	(881)
Other outgo	2,263	1,128	1,135
Total Expenses	4,584,976	4,396,092	188,884
Change in net position	183,734	1,121,461	(937,727)
Net Position - Beginning	8,056,728	6,935,267	1,121,461
Net Position - Ending	\$ 8,240,462	\$ 8,056,728	\$ 183,734

CAPITAL ASSETS

By the end of 2021-2022 the District had invested \$7,515,457 in capital assets, net of accumulated depreciation.

	Governmental Activities		
	2022	2021	Net Change
CAPITAL ASSETS			
Land	\$ 121,910	\$ 1,910	\$ 120,000
Construction in progress	498,242	457,800	40,442
Land improvements	3,603,920	3,603,920	-
Buildings & improvements	5,598,957	5,572,157	26,800
Furniture & equipment	651,363	668,961	(17,598)
Accumulated depreciation	(2,958,935)	(2,831,248)	(127,687)
Total Capital Assets	\$ 7,515,457	\$ 7,473,500	\$ 41,957

LONG-TERM LIABILITIES

	Governmental Activities		
	2022	2021	Net Change
LONG-TERM LIABILITIES			
Net pension liability	\$ 1,936,523	\$ 3,628,184	\$ (1,691,661)
Financed purchase	207,697	18,783	188,914
Less: current portion of long-term liabilities	(26,029)	(5,898)	(20,131)
Total Long-term Liabilities	\$ 2,118,191	\$ 3,641,069	\$ (1,522,878)



SEQUOIA UNION | ELEMENTARY SCHOOL

Mr. Ken Horn
Superintendent/Principal

5. DISCUSSION & REPORTS: 5.8 Fund 17 Report

Small School, Big Heart

23958 AVE 324/P.O. Box 44260
LEMON COVE, CA 93244-4260

PHONE: 559-564-2106
FAX 559-564-2136



SEQUOIA UNION | ELEMENTARY SCHOOL

Fund 17

Edgardo Monroy, MBA

01/12/23

Fund 17 2021-2022

Summary (Accounts on Grid)	Working Budget	Actual	Encumbrances	Working Budget Balance
1. Revenues (800000)	\$1,309,500.00	\$1,279,600.24	\$0.00	\$29,899.76
2. Expenditures (100000-799999)	\$300,000.00	\$300,000.00	\$0.00	\$0.00
3. Assets (910000-949999)	\$0.00	\$979,600.24	\$0.00	(\$979,600.24)
4. Liabilities (950000-969999)	\$0.00	\$0.00	\$0.00	\$0.00
5. Fund Balance (970000-999999 Uncalculated)	\$0.00	\$0.00	\$0.00	\$0.00

Fund 17 Current Balance

Summary (Accounts on Grid)	Working Budget	Actual	Encumbrances	Working Budget Balance
1. Revenues (800000)	\$9,000.00	\$33,605.37	\$0.00	(\$24,605.37)
2. Expenditures (100000-799999)	\$0.00	\$0.00	\$0.00	\$0.00
3. Assets (910000-949999)	\$0.00	\$1,013,205.61	\$0.00	(\$1,013,205.61)
4. Liabilities (950000-969999)	\$0.00	\$0.00	\$0.00	\$0.00
5. Fund Balance (970000-999999 Uncalculated)	\$0.00	\$979,600.24	\$0.00	(\$979,600.24)

Fund 17

Reserve Planning

Reserve Amount = \$1,013,205.00

Average Monthly Payroll = \$225,500.00

of Payroll Months covered by Reserve = 4.49

Reserve Amount Required to Cover 6 months = \$1,353,000.00



SEQUOIA UNION | ELEMENTARY SCHOOL

**Mr. Ken Horn
Superintendent/Principal**

5. DISCUSSION & REPORTS: 5.9 Sequoia Union Boundary Map Discussion

Small School, Big Heart

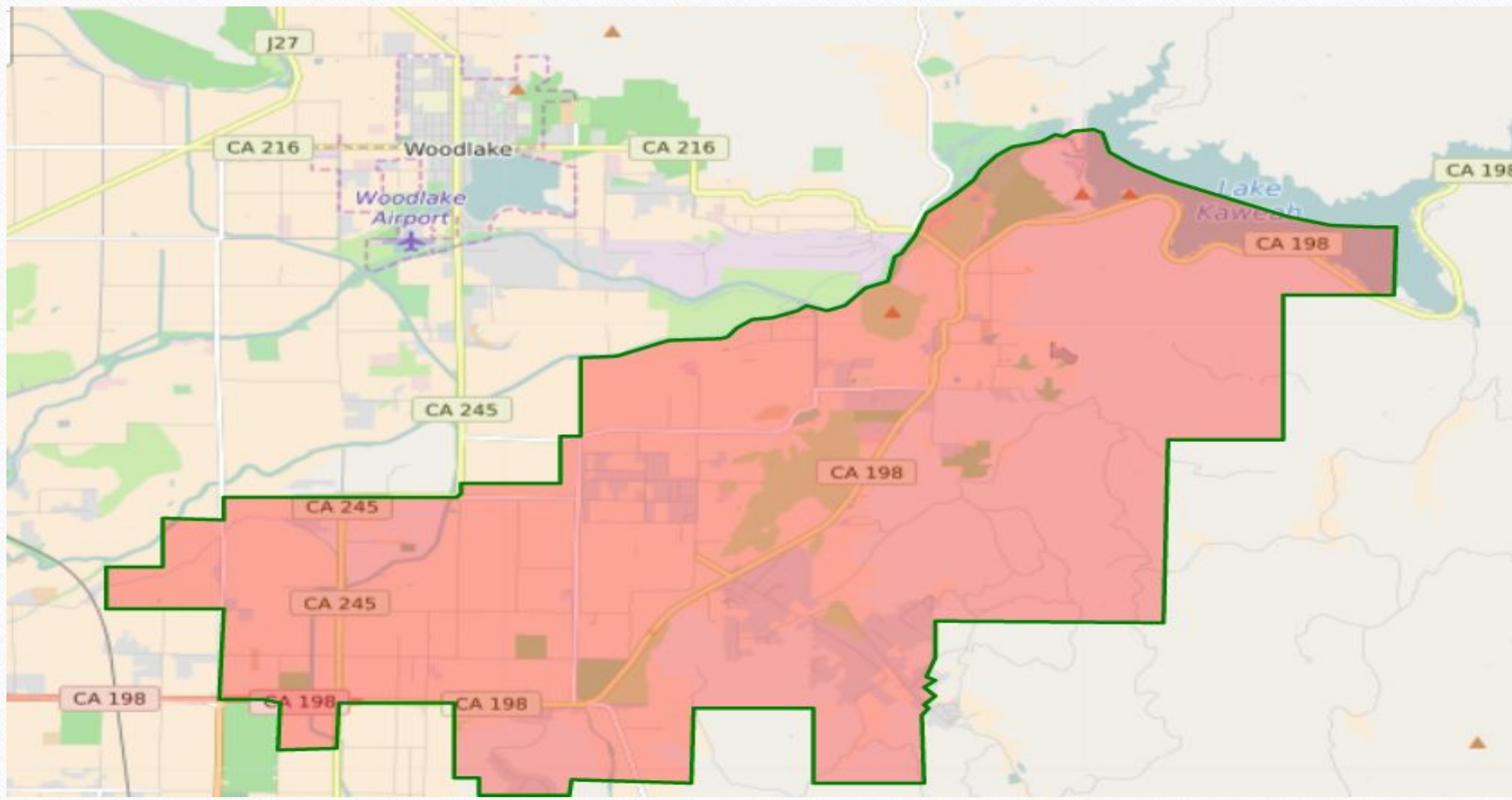
23958 AVE 324/P.O. Box 44260
LEMON COVE, CA 93244-4260

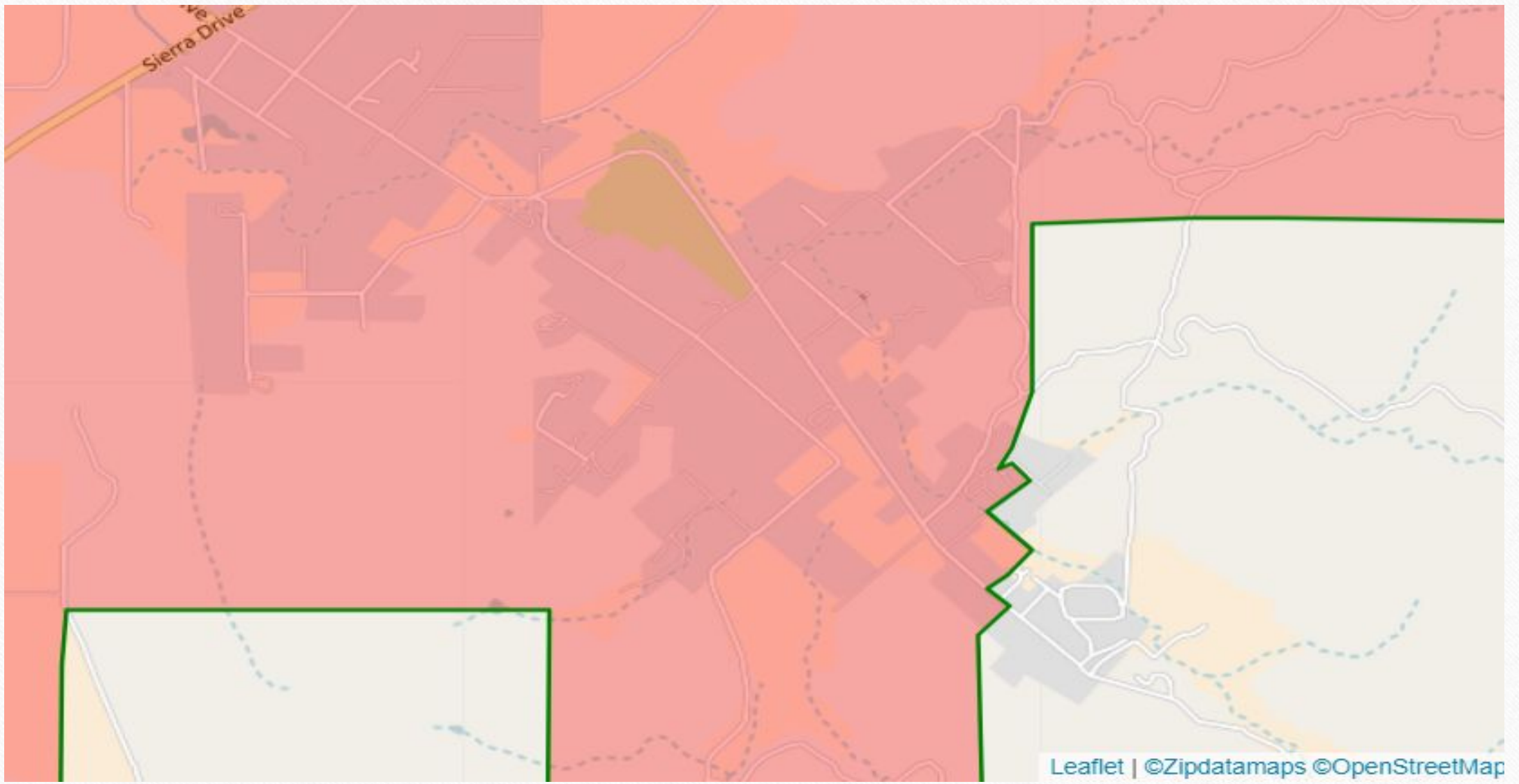
PHONE: 559-564-2106
FAX 559-564-2136

Sequoia Union

Boundary Map

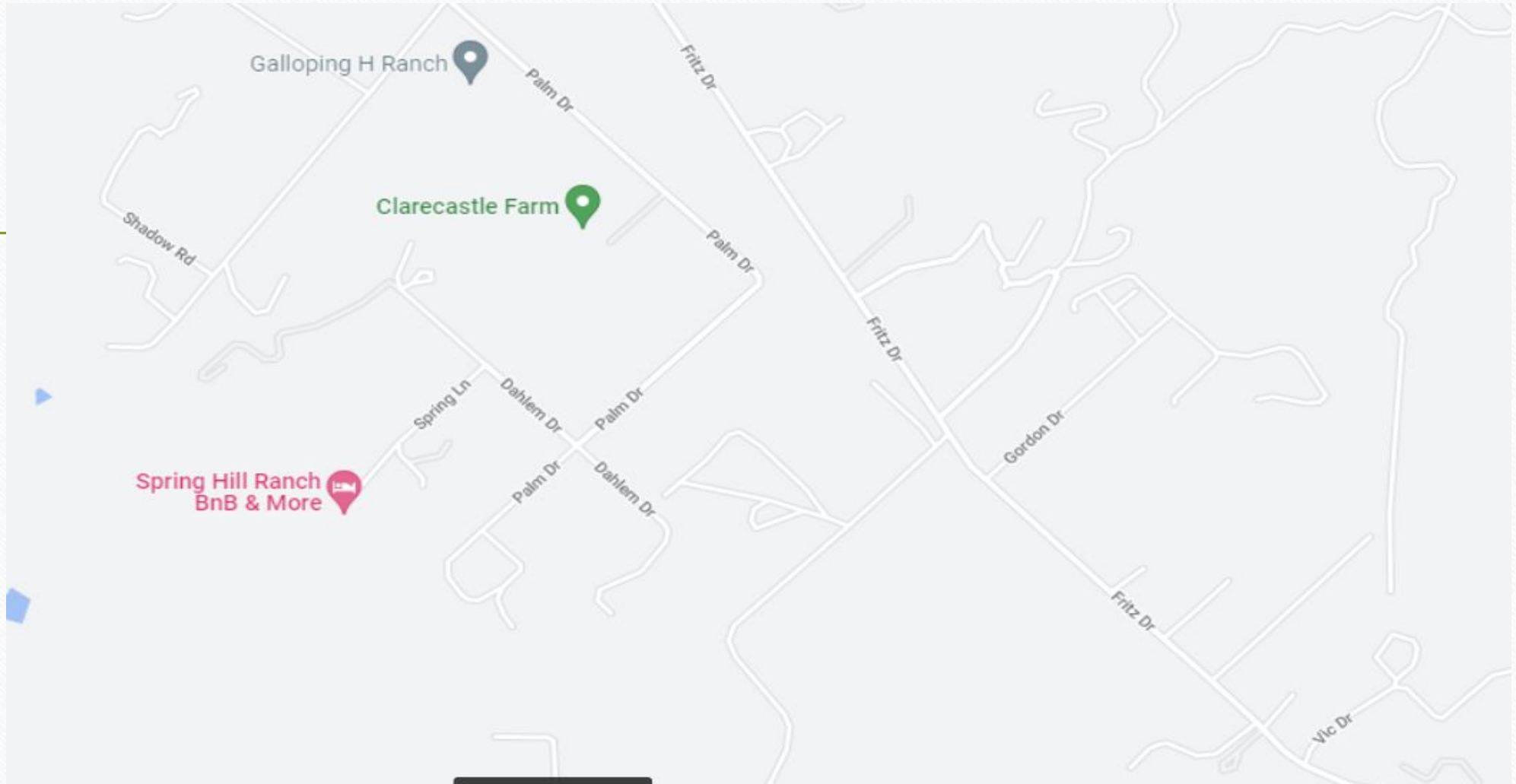
Discussion



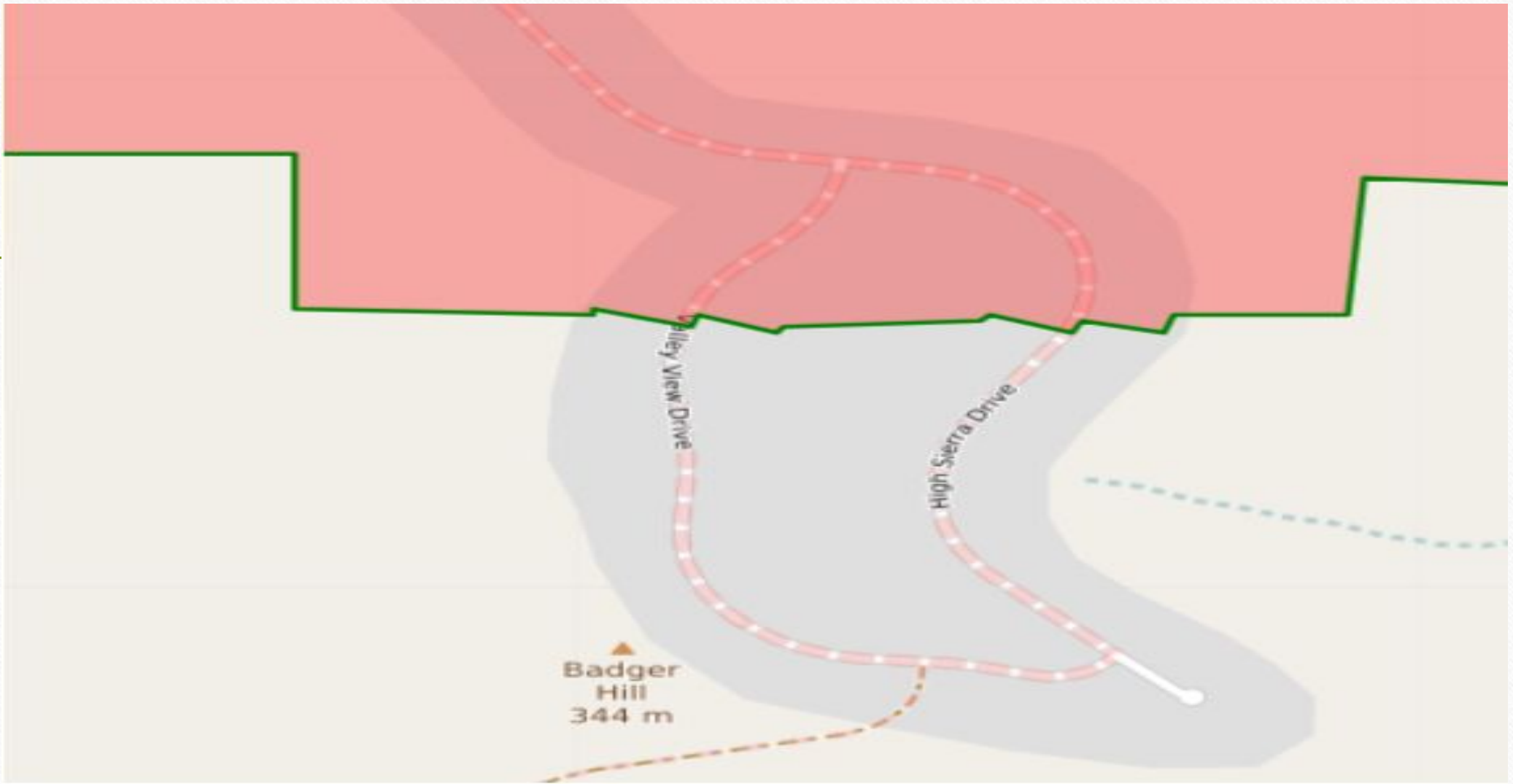


Leaflet | ©Zipdatamaps ©OpenStreetMap











SEQUOIA UNION | ELEMENTARY SCHOOL

**Mr. Ken Horn
Superintendent/Principal**

5. DISCUSSION & REPORTS: 5.10 Developer Fee Report

Small School, Big Heart

23958 AVE 324/P.O. Box 44260
LEMON COVE, CA 93244-4260

PHONE: 559-564-2106
FAX 559-564-2136

**ANNUAL REPORT OF DEVELOPER FEES
AS REQUIRED BY GOVERNMENT CODE SECTIONS 66001 AND 66006**

School District Name: Sequoia Union Elementary School District
Reporting Period: July 1, 2021 - June 30, 2022
Date Report Made Available to the Public: December 27, 2022
Date Report Presented to the Board: January 12, 2023

DESCRIPTION OF THE TYPE AND AMOUNT OF THE FEE

This District has levied school facilities fees pursuant to various resolutions, the most recent of which is dated ___May 12, 2022___. These resolutions were adopted under the authority of Government Code Section 65995 for the purpose of funding the construction or reconstruction of school facilities.

The purpose of the fees imposed and collected on new residential, commercial and industrial development within the District is to fund additional school facilities required to serve the students of the District generated by that new development. There is a proportional, reasonable relationship between the new development upon which the fees are charged and the need for additional school facilities by reason of the fact that additional students will be generated by additional development within the District and the District does not have student capacity in the existing school facilities to accomodate these new students. The School Facilities Needs Assessment and Fee Justification Study dated _December 22, 2021_____ establishes this relationship.

The amount collected by this District is \$__4.79__ per square foot of assessable space of residential construction: and \$__0.78__ per square foot of covered and enclosed space of commercial/industrial construction; but subject to the District's determination that a particular project is exempt from all or part of these fees.

Pursuant to Education Code Section 17623 and an agreement with the District(s) sharing territory with the District, generally only __60____% of the maximum fee specified above is distributed to this District.

ANNUAL DEVELOPER FEE REPORT
STATEMENT OF REVENUES, EXPENDITURES AND CHANGES IN FUND BALANCE
FOR THE YEAR ENDED June 30, 2022

DESCRIPTION	ACCOUNT CODE	TOTALS	PROJECT NO. 1	PROJECT NO. 2	PROJECT NO. 3	PROJECT NO. 4	PROJECT NO. 5
<i>BEGINNING BALANCE</i>		178,002.85	-	-	-	-	-
REVENUE							
Mitigation/Developer Fees (Schedule A)	8681	52,071.16	-	-	-	-	-
Interest Income	8660	2,093.22	-	-	-	-	-
Other Income	8699	(7,700.02)	-	-	-	-	-
TOTAL REVENUE		46,464.36	-	-	-	-	-
EXPENDITURES							
Salaries & Benefits Administration	1000-3999	-	-	-	-	-	-
Services, Other Operating Expenses	5000-5999						
Travel & Conference		-	-	-	-	-	-
Rentals, Leases and Repairs		-	-	-	-	-	-
Other Services & Operating Expenses		-	-	-	-	-	-
Capital Outlay	6000-6599						
Sites & Improvements of Sites		-	-	-	-	-	-
Buildings & Improvements		-	-	-	-	-	-
TOTAL EXPENDITURES		-	-	-	-	-	-
OTHER FINANCING SOURCES/USES							
Transfers Out (Schedule C)	7610-7629	-	-	-	-	-	-
Uses	7630-7699	-	-	-	-	-	-
TOTAL OTHER SOURCES/USES		-	-	-	-	-	-
<i>ENDING BALANCE</i>		<u>\$ 224,467.21</u>	<u>\$ -</u>	<u>\$ -</u>	<u>\$ -</u>	<u>\$ -</u>	<u>\$ -</u>

**ANNUAL DEVELOPER FEE REPORT
 SCHEDULE OF MITIGATION/DEVELOPER FEES
 FOR THE PERIOD ENDED June 30, 2022**

DEPOSIT			PERMIT						GROSS PROJ	PUBLIC IMPROVEMENT PROJECT
DATE	NUMBER	AMOUNT	DATE	NUMBER	TYPE	SQ. FT	AMOUNT	RMA FEES	TOTALS	
1/12/2022	1112202074	2,894.35	10/6/2021	A2101883	R	1199	4.08	68.00	\$ 2,894.35	
8/31/2022	8302200624	\$ 7,503.94	3/24/2022	A2104358	R	3082	4.08	68.00	\$ 7,503.94	
8/31/2022	8302200624	\$ 4,159.97	4/18/2022	A2103841	R	1716	4.08	68.00	\$ 4,159.97	
8/31/2022	8302200624	\$ 553.20	4/21/2022	A2100164	C	1500	0.66	68.00	\$ 553.20	
8/31/2022	8302200624	\$ 6,544.32	5/13/2022	A2104507	R	2690	4.08	68.00	\$ 6,544.32	
8/31/2022	8302200624	4,097.76	6/30/2022	A2200582	R	1440	4.79	68.00	\$ 4,097.76	
Totals		\$ 25,753.53				11,627	\$ 21.77	\$ 408.00	\$ 25,753.53	

TCOE Detailed Account Report

Login: emonroy

District: 42

FiscalYear: 2023

12/26/2022 10:59:39 AM

District	FiscalYear	FD	RE	PY	GO	FN	OB	SI	L1	L2	L3	MA	PO
42	2022	2510	99620	0	000000	000000	868100	000	00	0000	0000	0000	00000

Working	Actual	Encumbrance	Beginning Balance	Working Budget Balance	Normal Balance
\$30,000.00	\$52,071.16	\$0.00	\$0.00	(\$22,071.16)	CR

Date	RefType	RefNo	VendorNo	CheckNo	Description	Amount
6/30/2022	RA	220013	0	0	DEVELOPER FEES 21-22	\$22,859.18
1/11/2022	CR	220023	0	0	CR220178-Developer Fees	\$2,894.35
8/20/2021	TF	220639	0	0	2020-21 Developer Fee Payment Correction	(\$86,022.13)
8/18/2021	CR	220003	0	0	CR220034-Exeter Unified School District Monthly De	\$112,339.76

TCOE Detailed Account Report

Login: emonroy

District: 42

FiscalYear: 2023

12/26/2022 11:00:30 AM

District	FiscalYear	FD	RE	PY	GO	FN	OB	SI	L1	L2	L3	MA	PO
42	2022	2510	99620	0	000000	000000	866000	000	00	0000	0000	0000	00000

Working	Actual	Encumbrance	Beginning Balance	Working Budget Balance	Normal Balance
\$2,000.00	\$2,093.22	\$0.00	\$0.00	(\$93.22)	CR

Date	RefType	RefNo	VendorNo	CheckNo	Description	Amount
6/30/2022	TF	225703	0	0	4th Qtrly Interest 6.30.2022 Rate 0.9801006	\$506.32
6/30/2022	TF	225706	0	0	Clearing Fund Interest 4th Qtr	\$28.95
4/13/2022	TF	224218	0	0	Clearing Fund Interest 3rd Qtr	\$24.46
3/31/2022	TF	224217	0	0	Quarterly Interest B Funds 3.31.22 Rate 0.8918536	\$453.86
1/10/2022	TF	222765	0	0	Clearing Fund Interest 2nd Qtr	\$30.01
12/31/2021	TF	222763	0	0	2nd Qtrly Interest 12.31.21 rate 0.9319235	\$477.52
10/13/2021	TF	221388	0	0	Clearing Fund Interest 1st Qtr	\$51.88
9/30/2021	TF	221383	0	0	1st Qtrly Interest Allocation 9.30.21 rate 1.07927	\$520.22

TCOE Detailed Account Report

Login: emonroy

District: 42

FiscalYear: 2023

12/26/2022 11:10:34 AM

District	FiscalYear	FD	RE	PY	GO	FN	OB	SI	L1	L2	L3	MA	PO
42	2022	2510	99620	0	000000	000000	866200	000	00	0000	0000	0000	00000
		Working		Actual		Encumbrance		Beginning Balance		Working Budget Balance		Normal Balance	
		\$0.00		(\$7,700.02)		\$0.00		\$0.00		\$7,700.02		CR	
Date	RefType	RefNo	VendorNo	CheckNo	Description								Amount
6/30/2022	TF	225789	0	0	FY 2022 GASB 31 ADJ								(\$6,172.05)
9/14/2021	TF	220951	0	0	REVERSE FY 2021 GASB 31 ADJ								(\$1,527.97)



6. CONSENT ACTION ITEMS – 6.1 Budget Report District

BUDGET REPORT

FY: 2023

1:06:17PM

FROM: 7/1/2022 TO 6/30/2023

FUND: 010 - General Fund

						UNENCUMBERED								
FD	RE	PY	GO	FN	OB	SI	L2	Working	Current	Year To Date	%	Encumbered	Balance	%
LCFF State Aid - Current Year														
	010-00000-0-00000-00000-80110-0-0000							377,406.00	173,360.20	173,360.20	45.90	0.00	204,045.80	54.07
	TOTAL: 80110							377,406.00	173,360.20	173,360.20	45.93	0.00	204,045.80	54.07
Education Protection Account														
	010-14000-0-00000-00000-80120-0-0000							100,251.00	43,372.00	43,372.00	43.30	0.00	56,879.00	56.74
	TOTAL: 80120							100,251.00	43,372.00	43,372.00	43.26	0.00	56,879.00	56.74
LCFF/Revenue Limit State Aid - Prior Years														
	010-00000-0-00000-00000-80190-0-0000							0.00	(0.92)	(0.92)	0.00	0.00	0.92	0.00
	010-14000-0-00000-00000-80190-0-0000							0.00	0.00	0.00	0.00	0.00	0.00	0.00
	TOTAL: 80190							0.00	(0.92)	(0.92)	0.00	0.00	0.92	0.00
Secured Rolls Tax														
	010-00000-0-00000-00000-80410-0-0000							605,437.00	0.00	0.00	0.00	0.00	605,437.00	100.00
	TOTAL: 80410							605,437.00	0.00	0.00	0.00	0.00	605,437.00	100.00
Transfers to Charter Schools in Lieu of Property Taxes														
	010-00000-0-00000-00000-80960-0-0000							(536,314.00)	0.00	0.00	0.00	0.00	(536,314.00)	100.00
	TOTAL: 80960							(536,314.00)	0.00	0.00	0.00	0.00	(536,314.00)	100.00
Child Nutrition Programs														
	010-54660-0-00000-00000-82200-0-0000							0.00	13,713.37	13,713.37	0.00	0.00	(13,713.37)	0.00
	TOTAL: 82200							0.00	13,713.37	13,713.37	0.00	0.00	(13,713.37)	0.00
All Other Federal Revenue														
	010-30100-0-00000-00000-82900-0-0000							3,938.00	11,625.00	11,625.00	295.20	0.00	(7,687.00)	0.00
	010-30100-3-00000-00000-82900-0-0000							5,202.00	0.00	0.00	0.00	0.00	5,202.00	100.00
	010-32100-0-00000-00000-82900-0-0000							0.00	1,395.46	1,395.46	0.00	0.00	(1,395.46)	0.00
	010-32120-0-00000-00000-82900-0-0000							12,480.00	12,479.02	12,479.02	100.00	0.00	0.98	0.01
	010-32130-0-00000-00000-82900-0-0000							13,125.00	33,792.00	33,792.00	257.50	0.00	(20,667.00)	0.00
	010-32140-0-00000-00000-82900-0-0000							6,866.00	0.00	0.00	0.00	0.00	6,866.00	100.00
	010-32160-0-00000-00000-82900-0-0000							0.00	7,600.00	7,600.00	0.00	0.00	(7,600.00)	0.00
	010-40350-0-00000-00000-82900-0-0000							0.00	341.00	341.00	0.00	0.00	(341.00)	0.00
	010-40350-3-00000-00000-82900-0-0000							1,120.00	0.00	0.00	0.00	0.00	1,120.00	100.00
	010-41270-0-00000-00000-82900-0-0000							0.00	0.00	0.00	0.00	0.00	0.00	0.00
	010-41270-3-00000-00000-82900-0-0000							1,100.00	0.00	0.00	0.00	0.00	1,100.00	100.00
	010-58100-0-00000-00000-82900-0-0000							0.00	0.00	0.00	0.00	0.00	0.00	0.00
	010-58126-0-00000-00000-82900-0-0000							4,580.00	0.00	0.00	0.00	0.00	4,580.00	100.00
	010-58126-1-00000-00000-82900-0-0000							4,398.00	0.00	0.00	0.00	0.00	4,398.00	100.00

BUDGET REPORT

FY: 2023

1:06:17PM

FROM: 7/1/2022 TO 6/30/2023

FUND: 010 - General Fund

						UNENCUMBERED								
FD	RE	PY	GO	FN	OB	SI	L2	Working	Current	Year To Date	%	Encumbered	Balance	%
010-58126-3-00000-00000-82900-0-0000								0.00	0.00	0.00	0.00	0.00	0.00	0.00
TOTAL: 82900								52,809.00	67,232.48	67,232.48	127.31	0.00	(14,423.48)	0.00
Mandated Cost Reimbursements														
010-00000-0-00000-00000-85500-0-0000								1,072.00	1,118.00	1,118.00	104.30	0.00	(46.00)	0.00
TOTAL: 85500								1,072.00	1,118.00	1,118.00	104.29	0.00	(46.00)	0.00
All Other State Revenue														
010-00000-0-00000-00000-85900-0-0000								1,170.00	286.50	286.50	24.50	0.00	883.50	75.51
010-26000-0-00000-00000-85900-0-0000								0.00	0.00	0.00	0.00	0.00	0.00	0.00
010-60530-0-00000-00000-85900-0-0000								0.00	0.00	0.00	0.00	0.00	0.00	0.00
010-62660-0-00000-00000-85900-0-0000								12,751.00	12,751.00	12,751.00	100.00	0.00	0.00	0.00
010-67620-0-00000-00000-85900-0-0000								0.00	10,657.00	10,657.00	0.00	0.00	(10,657.00)	0.00
010-74220-0-00000-00000-85900-0-0000								0.00	0.00	0.00	0.00	0.00	0.00	0.00
010-74350-0-00000-00000-85900-0-0000								0.00	21,170.00	21,170.00	0.00	0.00	(21,170.00)	0.00
010-76900-0-00000-00000-85900-0-0000								158,903.00	0.00	0.00	0.00	0.00	158,903.00	100.00
TOTAL: 85900								172,824.00	44,864.50	44,864.50	25.96	0.00	127,959.50	74.04
Interest														
010-00000-0-00000-00000-86600-0-0000								17,000.00	3,929.62	3,929.62	23.10	0.00	13,070.38	76.88
TOTAL: 86600								17,000.00	3,929.62	3,929.62	23.12	0.00	13,070.38	76.88
Interest - Non-Treasury Accounts														
010-00000-0-00000-00000-86601-0-0000								0.00	0.00	0.00	0.00	0.00	0.00	0.00
TOTAL: 86601								0.00	0.00	0.00	0.00	0.00	0.00	0.00
Interest - Refund of Federal/State Interest														
010-00000-0-00000-00000-86602-0-0000								0.00	0.00	0.00	0.00	0.00	0.00	0.00
TOTAL: 86602								0.00	0.00	0.00	0.00	0.00	0.00	0.00
Net Increase (Decrease) in the Fair Value of Investments														
010-00000-0-00000-00000-86620-0-0000								0.00	36,339.79	36,339.79	0.00	0.00	(36,339.79)	0.00
TOTAL: 86620								0.00	36,339.79	36,339.79	0.00	0.00	(36,339.79)	0.00
All Other Local Revenue														
010-00000-0-00000-00000-86990-0-0000								35,000.00	40,210.09	40,210.09	114.90	0.00	(5,210.09)	0.00
010-00000-0-00000-24203-86990-0-0000								0.00	6.00	6.00	0.00	0.00	(6.00)	0.00
010-00099-0-00000-00000-86990-0-0000								0.00	2,097.32	2,097.32	0.00	0.00	(2,097.32)	0.00
010-07200-0-00000-00000-86990-0-0000								0.00	0.00	0.00	0.00	0.00	0.00	0.00
010-90570-0-00000-00000-86990-0-0000								121,265.00	121,265.02	121,265.02	100.00	0.00	(0.02)	0.00

BUDGET REPORT

FY: 2023

1:06:17PM

FROM: 7/1/2022 TO 6/30/2023

FUND: 010 - General Fund

FD	RE	PY	GO	FN	OB	SI	L2					UNENCUMBERED		
								Working	Current	Year To Date	%	Encumbered	Balance	%
TOTAL: 86990								156,265.00	163,578.43	163,578.43	104.68	0.00	(7,313.43)	0.00
All Other Transfers from JPAs														
010-00000-0-00000-00000-87830-0-0000								0.00	0.00	0.00	0.00	0.00	0.00	0.00
TOTAL: 87830								0.00	0.00	0.00	0.00	0.00	0.00	0.00
Other Authorized Interfund Transfers In														
010-00000-0-00000-00000-89190-0-0000								0.00	0.00	0.00	0.00	0.00	0.00	0.00
TOTAL: 89190								0.00	0.00	0.00	0.00	0.00	0.00	0.00
Contributions from Unrestricted Resources														
010-00000-0-00000-00000-89800-0-0000								(91,428.00)	0.00	0.00	0.00	0.00	(91,428.00)	100.00
010-06205-0-00000-00000-89800-0-0000								(57,692.00)	(57,692.00)	(57,692.00)	100.00	0.00	0.00	0.00
010-07200-0-00000-00000-89800-0-0000								37,184.00	0.00	0.00	0.00	0.00	37,184.00	100.00
010-07230-0-00000-00000-89800-0-0000								21,409.00	0.00	0.00	0.00	0.00	21,409.00	100.00
010-14000-0-00000-00000-89800-0-0000								0.00	0.00	0.00	0.00	0.00	0.00	0.00
010-30100-0-00000-00000-89800-0-0000								0.00	0.00	0.00	0.00	0.00	0.00	0.00
010-30100-3-00000-00000-89800-0-0000								5,149.00	0.00	0.00	0.00	0.00	5,149.00	100.00
010-81500-0-00000-00000-89800-0-0000								205,378.00	57,692.00	57,692.00	28.10	0.00	147,686.00	71.91
010-90570-0-00000-00000-89800-0-0000								(120,000.00)	0.00	0.00	0.00	0.00	(120,000.00)	100.00
TOTAL: 89800								0.00	0.00	0.00	0.00	0.00	0.00	0.00
TOTAL: 80000								946,750.00	547,507.47	547,507.47	57.83	0.00	399,242.53	42.17
TOTAL INCOME:								946,750.00	547,507.47	547,507.47	57.83	0.00	399,242.53	42.17
Certificated Teachers` Salaries														
010-00000-0-11100-10000-11000-0-0000								109,040.01	51,646.80	51,646.80	47.40	0.00	57,393.21	52.64
010-07200-0-11100-10000-11000-0-0000								0.00	0.00	0.00	0.00	0.00	0.00	0.00
010-07200-0-11100-10000-11000-0-0101								0.00	0.00	0.00	0.00	0.00	0.00	0.00
010-07200-0-11100-10000-11000-0-0105								0.00	0.00	0.00	0.00	0.00	0.00	0.00
010-07200-0-11100-10000-11000-0-0106								0.00	0.00	0.00	0.00	0.00	0.00	0.00
010-14000-0-11100-10000-11000-0-0000								82,000.16	40,014.91	40,014.91	48.80	0.00	41,985.25	51.20
010-30100-0-11100-10000-11000-0-0105								0.00	0.00	0.00	0.00	0.00	0.00	0.00
010-30100-3-11100-10000-11000-0-0105								0.00	0.00	0.00	0.00	0.00	0.00	0.00
010-32130-0-11100-10000-11000-0-0101								8,399.00	3,991.67	3,991.67	47.50	0.00	4,407.33	52.47
TOTAL: 11000								199,439.17	95,653.38	95,653.38	47.96	0.00	103,785.79	52.04
Substitute Teachers														
010-00000-0-11100-10000-11002-0-0000								10,000.00	2,016.25	2,016.25	20.20	0.00	7,983.75	79.84

BUDGET REPORT

FY: 2023

1:06:17PM

FROM: 7/1/2022 TO 6/30/2023

FUND: 010 - General Fund

						UNENCUMBERED								
FD	RE	PY	GO	FN	OB	SI	L2	Working	Current	Year To Date	%	Encumbered	Balance	%
010-32130-0-11100-10000-11002-0-0000						C		0.00	0.00	0.00	0.00	0.00	0.00	0.00
TOTAL: 11002								10,000.00	2,016.25	2,016.25	20.16	0.00	7,983.75	79.84
Teacher - Auxiliary														
010-00000-0-11100-40000-11003-0-0000								671.00	220.00	220.00	32.80	0.00	451.00	67.21
010-00000-0-11100-41000-11003-0-0000								0.00	0.00	0.00	0.00	0.00	0.00	0.00
010-00000-0-11100-41000-11003-0-0203								0.00	0.00	0.00	0.00	0.00	0.00	0.00
010-11000-0-11100-41000-11003-0-0203								110.00	292.52	292.52	265.90	0.00	(182.52)	0.00
010-32100-0-11100-10000-11003-0-0000								0.00	869.80	869.80	0.00	0.00	(869.80)	0.00
010-32130-0-11100-10000-11003-0-0307								275.00	0.00	0.00	0.00	0.00	275.00	100.00
TOTAL: 11003								1,056.00	1,382.32	1,382.32	130.90	0.00	(326.32)	0.00
Certificated Supervisors and Administrators Salaries														
010-00000-0-00000-27000-13000-0-0000						C		0.00	0.00	0.00	0.00	0.00	0.00	0.00
010-00000-0-00000-71500-13000-0-0000								44,176.00	22,087.80	22,087.80	50.00	0.00	22,088.20	50.00
010-07200-0-11100-21100-13000-0-0000						C		0.00	0.00	0.00	0.00	0.00	0.00	0.00
010-07200-0-11100-21100-13000-0-0104								0.00	0.00	0.00	0.00	0.00	0.00	0.00
010-07200-0-11100-21100-13000-0-0112								0.00	0.00	0.00	0.00	0.00	0.00	0.00
010-62660-0-11100-21000-13000-0-0104								2,640.00	1,200.00	1,200.00	45.50	0.00	1,440.00	54.55
010-62660-0-11100-21100-13000-0-0104								0.00	0.00	0.00	0.00	0.00	0.00	0.00
TOTAL: 13000								46,816.00	23,287.80	23,287.80	49.74	0.00	23,528.20	50.26
Other Certificated Salaries														
010-00000-0-11100-40000-19000-0-0000						C		0.00	0.00	0.00	0.00	0.00	0.00	0.00
010-07200-0-00000-24200-19000-0-0000						C		0.00	0.00	0.00	0.00	0.00	0.00	0.00
TOTAL: 19000								0.00	0.00	0.00	0.00	0.00	0.00	0.00
TOTAL: 10000								257,311.17	122,339.75	122,339.75	47.55	0.00	134,971.42	52.45
Classified Instructional Salaries														
010-00000-0-11100-10000-21000-0-0000						C		0.00	0.00	0.00	0.00	0.00	0.00	0.00
010-00000-0-11100-40000-21000-0-0000						C		0.00	0.00	0.00	0.00	0.00	0.00	0.00
010-07200-0-11100-10000-21000-0-0000						C		0.00	0.00	0.00	0.00	0.00	0.00	0.00
010-07200-0-11100-10000-21000-0-0101								3,736.00	1,787.52	1,787.52	47.80	0.00	1,948.48	52.15
010-07200-0-11100-10000-21000-0-0110								6,377.00	3,771.16	3,771.16	59.10	0.00	2,605.84	40.86
010-30100-0-11100-10000-21000-0-0000						C		0.00	0.00	0.00	0.00	0.00	0.00	0.00
010-30100-0-11100-10000-21000-0-0110								2,671.00	2,338.60	2,338.60	87.60	0.00	332.40	12.44
010-30100-0-11100-10000-21000-0-0111								0.00	0.00	0.00	0.00	0.00	0.00	0.00
010-30100-3-11100-10000-21000-0-0106								4,488.00	2,061.89	2,061.89	45.90	0.00	2,426.11	54.06
010-30100-3-11100-10000-21000-0-0110								0.00	273.73	273.73	0.00	0.00	(273.73)	0.00

BUDGET REPORT

FY: 2023

1:06:17PM

FROM: 7/1/2022 TO 6/30/2023

FUND: 010 - General Fund

FD	RE	PY	GO	FN	OB	SI	L2					UNENCUMBERED			
								Working	Current	Year To Date	%	Encumbered	Balance	%	
010-30100-3-11100-10000-21000-0-0111								0.00	0.00	0.00	0.00	0.00	0.00	0.00	
								TOTAL: 21000	17,272.00	10,232.90	10,232.90	59.25	0.00	7,039.10	40.75
Instructional Aides - Auxilary															
010-00000-0-11100-40000-21003-0-0000								880.00	539.00	539.00	61.30	0.00	341.00	38.75	
010-00000-0-11100-41000-21003-0-0203								0.00	0.00	0.00	0.00	0.00	0.00	0.00	
010-11000-0-11100-41000-21003-0-0203								110.00	0.00	0.00	0.00	0.00	110.00	100.00	
								TOTAL: 21003	990.00	539.00	539.00	54.44	0.00	451.00	45.56
Classified Support Salaries															
010-00000-0-00000-81100-22000-0-0000							C	0.00	0.00	0.00	0.00	0.00	0.00	0.00	
010-00000-0-00000-82000-22000-0-0000								8,440.00	4,424.70	4,424.70	52.40	0.00	4,015.30	47.57	
010-00000-0-11100-40000-22000-0-0000							C	0.00	0.00	0.00	0.00	0.00	0.00	0.00	
010-07200-0-00000-24203-22000-0-0202								713.00	305.34	305.34	42.80	0.00	407.66	57.18	
010-07200-0-00000-31400-22000-0-0000							C	0.00	0.00	0.00	0.00	0.00	0.00	0.00	
010-07200-0-00000-31400-22000-0-0308								4,760.00	2,239.39	2,239.39	47.00	0.00	2,520.61	52.95	
010-07200-0-00000-36000-22000-0-0000							C	0.00	0.00	0.00	0.00	0.00	0.00	0.00	
010-07230-0-00000-36000-22000-0-0000								4,467.00	1,909.31	1,909.31	42.70	0.00	2,557.69	57.26	
010-26000-0-00000-82000-22000-0-0000							C	0.00	0.00	0.00	0.00	0.00	0.00	0.00	
010-73880-0-00000-82000-22000-0-0000								0.00	0.00	0.00	0.00	0.00	0.00	0.00	
010-81500-0-00000-81100-22000-0-0000							C	0.00	0.00	0.00	0.00	0.00	0.00	0.00	
								TOTAL: 22000	18,380.00	8,878.74	8,878.74	48.31	0.00	9,501.26	51.69
Classified Support Salaries - Auxilary															
010-00000-0-00000-82000-22003-0-0000								1,100.00	481.67	481.67	43.80	0.00	618.33	56.21	
010-07200-0-00000-31400-22003-0-0308								110.00	0.00	0.00	0.00	0.00	110.00	100.00	
010-07230-0-00000-36000-22003-0-0000								1,430.00	6.21	6.21	0.40	0.00	1,423.79	99.57	
								TOTAL: 22003	2,640.00	487.88	487.88	18.48	0.00	2,152.12	81.52
Classified Supervisors' and Administrators' Salaries															
010-00000-0-00000-27000-23000-0-0000								385.00	0.00	0.00	0.00	0.00	385.00	100.00	
010-00000-0-00000-72000-23000-0-0000								9,596.00	4,983.13	4,983.13	51.90	0.00	4,612.87	48.07	
010-07200-0-00000-21000-23000-0-0000							C	0.00	0.00	0.00	0.00	0.00	0.00	0.00	
010-07230-0-00000-36000-23000-0-0000								4,816.00	2,403.29	2,403.29	49.90	0.00	2,412.71	50.10	
010-81500-0-00000-81100-23000-0-0000								29,187.00	15,627.18	15,627.18	53.50	0.00	13,559.82	46.46	
								TOTAL: 23000	43,984.00	23,013.60	23,013.60	52.32	0.00	20,970.40	47.68
Clerical, Technical and Office Staff Salaries															
010-00000-0-00000-27000-24000-0-0000								0.00	1,726.34	1,726.34	0.00	0.00	(1,726.34)	0.00	
010-00000-0-00000-27000-24000-0-0207								8,818.00	2,789.11	2,789.11	31.60	0.00	6,028.89	68.37	

BUDGET REPORT

FY: 2023

1:06:17PM

FROM: 7/1/2022 TO 6/30/2023

FUND: 010 - General Fund

						UNENCUMBERED								
FD	RE	PY	GO	FN	OB	SI	L2	Working	Current	Year To Date	%	Encumbered	Balance	%
010-00000-0-00000-72000-24000-0-0000								0.00	1,680.72	1,680.72	0.00	0.00	(1,680.72)	0.00
010-00000-0-00000-72000-24000-0-0207								3,262.00	0.00	0.00	0.00	0.00	3,262.00	100.00
010-00000-0-11100-27000-24000-0-0000							C	0.00	0.00	0.00	0.00	0.00	0.00	0.00
010-07200-0-00000-24200-24000-0-0000							C	0.00	0.00	0.00	0.00	0.00	0.00	0.00
							TOTAL: 24000	12,080.00	6,196.17	6,196.17	51.29	0.00	5,883.83	48.71
Other Classified Salaries														
010-00000-0-00000-27000-29000-0-0305								0.00	0.00	0.00	0.00	0.00	0.00	0.00
010-00000-0-11100-10000-29000-0-0000								0.00	0.00	0.00	0.00	0.00	0.00	0.00
010-07200-0-00000-21000-29000-0-0107								2,128.00	921.55	921.55	43.30	0.00	1,206.45	56.69
010-07200-0-00000-24200-29000-0-0000							C	0.00	0.00	0.00	0.00	0.00	0.00	0.00
010-07200-0-00000-24200-29000-0-0202								2,128.00	1,244.88	1,244.88	58.50	0.00	883.12	41.50
010-07200-0-00000-27000-29000-0-0305								2,430.00	1,141.51	1,141.51	47.00	0.00	1,288.49	53.02
010-07200-0-00000-31400-29000-0-0000							C	0.00	0.00	0.00	0.00	0.00	0.00	0.00
010-30100-0-11100-10000-29000-0-0000							C	0.00	0.00	0.00	0.00	0.00	0.00	0.00
010-32130-0-00000-27000-29000-0-0000								0.00	0.00	0.00	0.00	0.00	0.00	0.00
010-32130-0-11100-10000-29000-0-0000								0.00	0.00	0.00	0.00	0.00	0.00	0.00
010-58126-0-00000-27000-29000-0-0201							C	0.00	0.00	0.00	0.00	0.00	0.00	0.00
010-58126-0-11100-10000-29000-0-0201								1,041.00	489.23	489.23	47.00	0.00	551.77	53.00
							TOTAL: 29000	7,727.00	3,797.17	3,797.17	49.14	0.00	3,929.83	50.86
							TOTAL: 20000	103,073.00	53,145.46	53,145.46	51.56	0.00	49,927.54	48.44
State Teachers` Retirement System, certificated positions														
010-00000-0-00000-27000-31010-0-0000							C	0.00	0.00	0.00	0.00	0.00	0.00	0.00
010-00000-0-00000-71500-31010-0-0000								8,438.00	4,218.78	4,218.78	50.00	0.00	4,219.22	50.00
010-00000-0-11100-10000-31010-0-0000								22,153.63	9,858.07	9,858.07	44.50	0.00	12,295.56	55.50
010-00000-0-11100-40000-31010-0-0000								168.00	42.02	42.02	25.00	0.00	125.98	74.99
010-00000-0-11100-41000-31010-0-0000								28.00	0.00	0.00	0.00	0.00	28.00	100.00
010-00000-0-11100-41000-31010-0-0203								0.00	0.00	0.00	0.00	0.00	0.00	0.00
010-07200-0-00000-24200-31010-0-0000							C	0.00	0.00	0.00	0.00	0.00	0.00	0.00
010-07200-0-11100-10000-31010-0-0000							C	0.00	0.00	0.00	0.00	0.00	0.00	0.00
010-07200-0-11100-10000-31010-0-0101								0.00	0.00	0.00	0.00	0.00	0.00	0.00
010-07200-0-11100-10000-31010-0-0105								0.00	0.00	0.00	0.00	0.00	0.00	0.00
010-07200-0-11100-10000-31010-0-0106								0.00	0.00	0.00	0.00	0.00	0.00	0.00
010-07200-0-11100-21100-31010-0-0000							C	0.00	0.00	0.00	0.00	0.00	0.00	0.00
010-07200-0-11100-21100-31010-0-0104								0.00	0.00	0.00	0.00	0.00	0.00	0.00
010-07200-0-11100-21100-31010-0-0112								0.00	0.00	0.00	0.00	0.00	0.00	0.00
010-11000-0-11100-41000-31010-0-0203								21.00	55.89	55.89	266.10	0.00	(34.89)	0.00

BUDGET REPORT

FY: 2023

1:06:17PM

FROM: 7/1/2022 TO 6/30/2023

FUND: 010 - General Fund

						UNENCUMBERED								
FD	RE	PY	GO	FN	OB	SI	L2	Working	Current	Year To Date	%	Encumbered	Balance	%
010-14000-0-11100-10000-31010-0-0000								15,223.59	7,393.77	7,393.77	48.60	0.00	7,829.82	51.43
010-30100-0-11100-10000-31010-0-0105								0.00	0.00	0.00	0.00	0.00	0.00	0.00
010-30100-3-11100-10000-31010-0-0105								0.00	0.00	0.00	0.00	0.00	0.00	0.00
010-32100-0-11100-10000-31010-0-0000								0.00	166.13	166.13	0.00	0.00	(166.13)	0.00
010-32130-0-11100-10000-31010-0-0000					C			0.00	0.00	0.00	0.00	0.00	0.00	0.00
010-32130-0-11100-10000-31010-0-0101								1,560.00	736.93	736.93	47.20	0.00	823.07	52.76
010-32130-0-11100-10000-31010-0-0307								53.00	0.00	0.00	0.00	0.00	53.00	100.00
010-62660-0-11100-21000-31010-0-0104								505.00	229.20	229.20	45.40	0.00	275.80	54.61
010-76900-0-00000-21000-31010-0-0000								1,549.00	0.00	0.00	0.00	0.00	1,549.00	100.00
010-76900-0-00000-24200-31010-0-0000								1,549.00	0.00	0.00	0.00	0.00	1,549.00	100.00
010-76900-0-00000-27000-31010-0-0000								13,944.00	0.00	0.00	0.00	0.00	13,944.00	100.00
010-76900-0-00000-71500-31010-0-0000								87.00	0.00	0.00	0.00	0.00	87.00	100.00
010-76900-0-11100-10000-31010-0-0000								141,774.00	0.00	0.00	0.00	0.00	141,774.00	100.00
TOTAL: 31010								207,053.22	22,700.79	22,700.79	10.96	0.00	184,352.43	89.04
State Teachers` Retirement System, classified positions														
010-00000-0-00000-27000-31020-0-0000					C			0.00	0.00	0.00	0.00	0.00	0.00	0.00
010-07200-0-00000-21000-31020-0-0107								427.00	169.55	169.55	39.70	0.00	257.45	60.29
010-07200-0-00000-24200-31020-0-0000					C			0.00	0.00	0.00	0.00	0.00	0.00	0.00
010-07200-0-00000-24200-31020-0-0202								395.00	231.33	231.33	58.60	0.00	163.67	41.44
010-30100-3-11100-10000-31020-0-0106								1,106.00	369.84	369.84	33.40	0.00	736.16	66.56
TOTAL: 31020								1,928.00	770.72	770.72	39.98	0.00	1,157.28	60.02
Public Employees Retirement System, certificated positions														
010-00000-0-11100-10000-32010-0-0000								0.00	0.00	0.00	0.00	0.00	0.00	0.00
TOTAL: 32010								0.00	0.00	0.00	0.00	0.00	0.00	0.00
Public Employees` Retirement System, classified positions														
010-00000-0-00000-27000-32020-0-0000								0.00	432.44	432.44	0.00	0.00	(432.44)	0.00
010-00000-0-00000-27000-32020-0-0207								2,175.00	644.97	644.97	29.70	0.00	1,530.03	70.35
010-00000-0-00000-27000-32020-0-0305								0.00	0.00	0.00	0.00	0.00	0.00	0.00
010-00000-0-00000-72000-32020-0-0000								2,391.00	1,597.57	1,597.57	66.80	0.00	793.43	33.18
010-00000-0-00000-72000-32020-0-0207								805.00	0.00	0.00	0.00	0.00	805.00	100.00
010-00000-0-00000-81100-32020-0-0000					C			0.00	0.00	0.00	0.00	0.00	0.00	0.00
010-00000-0-00000-82000-32020-0-0000								2,360.00	1,134.13	1,134.13	48.10	0.00	1,225.87	51.94
010-00000-0-11100-10000-32020-0-0000								0.00	0.00	0.00	0.00	0.00	0.00	0.00
010-00000-0-11100-27000-32020-0-0000					C			0.00	0.00	0.00	0.00	0.00	0.00	0.00
010-00000-0-11100-40000-32020-0-0000								223.00	136.75	136.75	61.30	0.00	86.25	38.68
010-00000-0-11100-41000-32020-0-0203								0.00	0.00	0.00	0.00	0.00	0.00	0.00

BUDGET REPORT

FY: 2023

1:06:17PM

FROM: 7/1/2022 TO 6/30/2023

FUND: 010 - General Fund

FD	RE	PY	GO	FN	OB	SI	L2	Working	Current	Year To Date	%	UNENCUMBERED		
												Encumbered	Balance	%
010-07200-0-00000-21000-32020-0-0000								0.00	0.00	0.00	0.00	0.00	0.00	0.00
010-07200-0-00000-21000-32020-0-0107								0.00	0.00	0.00	0.00	0.00	0.00	0.00
010-07200-0-00000-24203-32020-0-0202								181.00	0.00	0.00	0.00	0.00	181.00	100.00
010-07200-0-00000-27000-32020-0-0305								600.00	272.33	272.33	45.40	0.00	327.67	54.61
010-07200-0-00000-31400-32020-0-0000								0.00	0.00	0.00	0.00	0.00	0.00	0.00
010-07200-0-00000-31400-32020-0-0308								1,175.00	535.11	535.11	45.50	0.00	639.89	54.46
010-07200-0-00000-36000-32020-0-0000								0.00	0.00	0.00	0.00	0.00	0.00	0.00
010-07200-0-11100-10000-32020-0-0000								0.00	0.00	0.00	0.00	0.00	0.00	0.00
010-07200-0-11100-10000-32020-0-0101								922.00	427.86	427.86	46.40	0.00	494.14	53.59
010-07200-0-11100-10000-32020-0-0110								1,575.00	717.26	717.26	45.50	0.00	857.74	54.46
010-07230-0-00000-36000-32020-0-0000								2,655.00	1,016.15	1,016.15	38.30	0.00	1,638.85	61.73
010-11000-0-11100-41000-32020-0-0203								28.00	0.00	0.00	0.00	0.00	28.00	100.00
010-30100-0-11100-10000-32020-0-0000								0.00	0.00	0.00	0.00	0.00	0.00	0.00
010-30100-0-11100-10000-32020-0-0110								660.00	593.32	593.32	89.90	0.00	66.68	10.10
010-30100-0-11100-10000-32020-0-0111								0.00	0.00	0.00	0.00	0.00	0.00	0.00
010-30100-3-11100-10000-32020-0-0110								0.00	69.44	69.44	0.00	0.00	(69.44)	0.00
010-30100-3-11100-10000-32020-0-0111								0.00	0.00	0.00	0.00	0.00	0.00	0.00
010-58126-0-00000-27000-32020-0-0201								0.00	0.00	0.00	0.00	0.00	0.00	0.00
010-58126-0-11100-10000-32020-0-0201								256.00	116.73	116.73	45.60	0.00	139.27	54.40
010-81500-0-00000-81100-32020-0-0000								6,553.00	3,763.32	3,763.32	57.40	0.00	2,789.68	42.57
TOTAL: 32020								22,559.00	11,457.38	11,457.38	50.79	0.00	11,101.62	49.21
OASDI, Certificated Positions														
010-00000-0-11100-10000-33012-0-0000								0.00	0.00	0.00	0.00	0.00	0.00	0.00
TOTAL: 33012								0.00	0.00	0.00	0.00	0.00	0.00	0.00
Medicare, Certificated Positions														
010-00000-0-00000-27000-33013-0-0000								0.00	0.00	0.00	0.00	0.00	0.00	0.00
010-00000-0-00000-71500-33013-0-0000								641.00	320.28	320.28	50.00	0.00	320.72	50.03
010-00000-0-11100-10000-33013-0-0000								1,681.82	778.12	778.12	46.30	0.00	903.70	53.73
010-00000-0-11100-40000-33013-0-0000								13.00	3.19	3.19	24.50	0.00	9.81	75.46
010-00000-0-11100-41000-33013-0-0000								2.00	0.00	0.00	0.00	0.00	2.00	100.00
010-00000-0-11100-41000-33013-0-0203								0.00	0.00	0.00	0.00	0.00	0.00	0.00
010-07200-0-00000-21000-33013-0-0000								0.00	0.00	0.00	0.00	0.00	0.00	0.00
010-07200-0-00000-24200-33013-0-0000								0.00	0.00	0.00	0.00	0.00	0.00	0.00
010-07200-0-11100-10000-33013-0-0000								0.00	0.00	0.00	0.00	0.00	0.00	0.00
010-07200-0-11100-10000-33013-0-0101								0.00	0.00	0.00	0.00	0.00	0.00	0.00
010-07200-0-11100-10000-33013-0-0105								0.00	0.00	0.00	0.00	0.00	0.00	0.00
010-07200-0-11100-10000-33013-0-0106								0.00	0.00	0.00	0.00	0.00	0.00	0.00

BUDGET REPORT

FY: 2023

1:06:17PM

FROM: 7/1/2022 TO 6/30/2023

FUND: 010 - General Fund

FD	RE	PY	GO	FN	OB	SI	L2					UNENCUMBERED				
								Working	Current	Year To Date	%	Encumbered	Balance	%		
010-07200-0-11100-21100-33013-0-0000								C	0.00	0.00	0.00	0.00	0.00	0.00	0.00	
010-07200-0-11100-21100-33013-0-0104									0.00	0.00	0.00	0.00	0.00	0.00	0.00	
010-07200-0-11100-21100-33013-0-0112									0.00	0.00	0.00	0.00	0.00	0.00	0.00	
010-11000-0-11100-41000-33013-0-0203									2.00	4.25	4.25	212.50	0.00	(2.25)	0.00	
010-14000-0-11100-10000-33013-0-0000									1,152.72	580.22	580.22	50.30	0.00	572.50	49.67	
010-30100-0-11100-10000-33013-0-0105									0.00	0.00	0.00	0.00	0.00	0.00	0.00	
010-30100-3-11100-10000-33013-0-0105									0.00	0.00	0.00	0.00	0.00	0.00	0.00	
010-32100-0-11100-10000-33013-0-0000									0.00	12.61	12.61	0.00	0.00	(12.61)	0.00	
010-32130-0-11100-10000-33013-0-0000								C	0.00	0.00	0.00	0.00	0.00	0.00	0.00	
010-32130-0-11100-10000-33013-0-0101									119.00	57.87	57.87	48.60	0.00	61.13	51.37	
010-32130-0-11100-10000-33013-0-0307									4.00	0.00	0.00	0.00	0.00	4.00	100.00	
010-62660-0-11100-21000-33013-0-0104									39.00	17.41	17.41	44.60	0.00	21.59	55.36	
TOTAL: 33013									3,654.54	1,773.95	1,773.95	48.54	0.00	1,880.59	51.46	
Social Security/Medicare/Alternative, classified positions																
010-00000-0-00000-27000-33020-0-0000									0.00	0.00	0.00	0.00	0.00	0.00	0.00	0.00
010-00000-0-00000-72000-33020-0-0000									0.00	0.00	0.00	0.00	0.00	0.00	0.00	0.00
010-00000-0-00000-82000-33020-0-0000									0.00	0.00	0.00	0.00	0.00	0.00	0.00	0.00
010-00000-0-11100-10000-33020-0-0000								C	0.00	0.00	0.00	0.00	0.00	0.00	0.00	0.00
010-07200-0-00000-31400-33020-0-0000								C	0.00	0.00	0.00	0.00	0.00	0.00	0.00	0.00
010-07230-0-00000-36000-33020-0-0000								C	0.00	0.00	0.00	0.00	0.00	0.00	0.00	0.00
010-30100-0-11100-10000-33020-0-0000								C	0.00	0.00	0.00	0.00	0.00	0.00	0.00	0.00
010-81500-0-00000-81100-33020-0-0000								C	0.00	0.00	0.00	0.00	0.00	0.00	0.00	0.00
TOTAL: 33020									0.00	0.00	0.00	0.00	0.00	0.00	0.00	0.00
OASDI, classified positions																
010-00000-0-00000-27000-33022-0-0000									0.00	105.70	105.70	0.00	0.00	(105.70)	0.00	
010-00000-0-00000-27000-33022-0-0207									531.00	172.92	172.92	32.60	0.00	358.08	67.44	
010-00000-0-00000-27000-33022-0-0305									0.00	0.00	0.00	0.00	0.00	0.00	0.00	
010-00000-0-00000-72000-33022-0-0000									585.00	412.92	412.92	70.60	0.00	172.08	29.42	
010-00000-0-00000-72000-33022-0-0207									197.00	0.00	0.00	0.00	0.00	197.00	100.00	
010-00000-0-00000-81100-33022-0-0000								C	0.00	0.00	0.00	0.00	0.00	0.00	0.00	
010-00000-0-00000-82000-33022-0-0000									576.00	304.22	304.22	52.80	0.00	271.78	47.18	
010-00000-0-11100-10000-33022-0-0000									0.00	0.00	0.00	0.00	0.00	0.00	0.00	
010-00000-0-11100-27000-33022-0-0000								C	0.00	0.00	0.00	0.00	0.00	0.00	0.00	
010-00000-0-11100-40000-33022-0-0000									55.00	33.41	33.41	60.70	0.00	21.59	39.25	
010-00000-0-11100-41000-33022-0-0203									0.00	0.00	0.00	0.00	0.00	0.00	0.00	
010-07200-0-00000-21000-33022-0-0000								C	0.00	0.00	0.00	0.00	0.00	0.00	0.00	
010-07200-0-00000-21000-33022-0-0107									138.00	0.00	0.00	0.00	0.00	138.00	100.00	

BUDGET REPORT

FY: 2023

1:06:17PM

FROM: 7/1/2022 TO 6/30/2023

FUND: 010 - General Fund

FD	RE	PY	GO	FN	OB	SI	L2	Working	Current	Year To Date	%	UNENCUMBERED		
												Encumbered	Balance	%
010-07200-0-00000-24200-33022-0-0000								0.00	0.00	0.00	0.00	0.00	0.00	0.00
010-07200-0-00000-24200-33022-0-0202								128.00	0.00	0.00	0.00	0.00	128.00	100.00
010-07200-0-00000-24203-33022-0-0202								44.00	18.93	18.93	43.00	0.00	25.07	56.98
010-07200-0-00000-27000-33022-0-0305								147.00	70.77	70.77	48.10	0.00	76.23	51.86
010-07200-0-00000-31400-33022-0-0000								0.00	0.00	0.00	0.00	0.00	0.00	0.00
010-07200-0-00000-31400-33022-0-0308								287.00	138.83	138.83	48.40	0.00	148.17	51.63
010-07200-0-00000-36000-33022-0-0000								0.00	0.00	0.00	0.00	0.00	0.00	0.00
010-07200-0-11100-10000-33022-0-0000								0.00	0.00	0.00	0.00	0.00	0.00	0.00
010-07200-0-11100-10000-33022-0-0101								225.00	110.84	110.84	49.30	0.00	114.16	50.74
010-07200-0-11100-10000-33022-0-0110								385.00	233.73	233.73	60.70	0.00	151.27	39.29
010-07230-0-00000-36000-33022-0-0000								650.00	267.81	267.81	41.20	0.00	382.19	58.80
010-11000-0-11100-41000-33022-0-0203								7.00	0.00	0.00	0.00	0.00	7.00	100.00
010-30100-0-11100-10000-33022-0-0000								0.00	0.00	0.00	0.00	0.00	0.00	0.00
010-30100-0-11100-10000-33022-0-0110								161.00	144.97	144.97	90.00	0.00	16.03	9.96
010-30100-0-11100-10000-33022-0-0111								0.00	0.00	0.00	0.00	0.00	0.00	0.00
010-30100-3-11100-10000-33022-0-0110								0.00	16.96	16.96	0.00	0.00	(16.96)	0.00
010-30100-3-11100-10000-33022-0-0111								0.00	0.00	0.00	0.00	0.00	0.00	0.00
010-32130-0-00000-27000-33022-0-0000								0.00	0.00	0.00	0.00	0.00	0.00	0.00
010-32130-0-11100-10000-33022-0-0000								0.00	0.00	0.00	0.00	0.00	0.00	0.00
010-58126-0-00000-27000-33022-0-0201								0.00	0.00	0.00	0.00	0.00	0.00	0.00
010-58126-0-11100-10000-33022-0-0201								63.00	30.35	30.35	48.20	0.00	32.65	51.83
010-81500-0-00000-81100-33022-0-0000								1,602.00	968.87	968.87	60.50	0.00	633.13	39.52
TOTAL: 33022								5,781.00	3,031.23	3,031.23	52.43	0.00	2,749.77	47.57

Medicare, classified positions

010-00000-0-00000-27000-33023-0-0000								0.00	25.02	25.02	0.00	0.00	(25.02)	0.00
010-00000-0-00000-27000-33023-0-0207								125.00	40.45	40.45	32.40	0.00	84.55	67.64
010-00000-0-00000-27000-33023-0-0305								0.00	0.00	0.00	0.00	0.00	0.00	0.00
010-00000-0-00000-72000-33023-0-0000								137.00	96.63	96.63	70.50	0.00	40.37	29.47
010-00000-0-00000-72000-33023-0-0207								46.00	0.00	0.00	0.00	0.00	46.00	100.00
010-00000-0-00000-81100-33023-0-0000								0.00	0.00	0.00	0.00	0.00	0.00	0.00
010-00000-0-00000-82000-33023-0-0000								135.00	71.14	71.14	52.70	0.00	63.86	47.30
010-00000-0-11100-10000-33023-0-0000								0.00	0.00	0.00	0.00	0.00	0.00	0.00
010-00000-0-11100-27000-33023-0-0000								0.00	0.00	0.00	0.00	0.00	0.00	0.00
010-00000-0-11100-40000-33023-0-0000								13.00	7.84	7.84	60.30	0.00	5.16	39.69
010-00000-0-11100-41000-33023-0-0203								0.00	0.00	0.00	0.00	0.00	0.00	0.00
010-07200-0-00000-21000-33023-0-0000								0.00	0.00	0.00	0.00	0.00	0.00	0.00
010-07200-0-00000-21000-33023-0-0107								32.00	13.35	13.35	41.70	0.00	18.65	58.28
010-07200-0-00000-24200-33023-0-0000								0.00	0.00	0.00	0.00	0.00	0.00	0.00

BUDGET REPORT

FY: 2023

1:06:17PM

FROM: 7/1/2022 TO 6/30/2023

FUND: 010 - General Fund

FD	RE	PY	GO	FN	OB	SI	L2					UNENCUMBERED		
								Working	Current	Year To Date	%	Encumbered	Balance	%
010-07200-0-00000-24200-33023-0-0202								30.00	18.04	18.04	60.10	0.00	11.96	39.87
010-07200-0-00000-24203-33023-0-0202								11.00	4.42	4.42	40.20	0.00	6.58	59.82
010-07200-0-00000-27000-33023-0-0305								35.00	16.55	16.55	47.30	0.00	18.45	52.71
010-07200-0-00000-31400-33023-0-0000							C	0.00	0.00	0.00	0.00	0.00	0.00	0.00
010-07200-0-00000-31400-33023-0-0308								67.00	32.49	32.49	48.50	0.00	34.51	51.51
010-07200-0-00000-36000-33023-0-0000							C	0.00	0.00	0.00	0.00	0.00	0.00	0.00
010-07200-0-11100-10000-33023-0-0000							C	0.00	0.00	0.00	0.00	0.00	0.00	0.00
010-07200-0-11100-10000-33023-0-0101								53.00	25.95	25.95	49.00	0.00	27.05	51.04
010-07200-0-11100-10000-33023-0-0110								90.00	54.70	54.70	60.80	0.00	35.30	39.22
010-07230-0-00000-36000-33023-0-0000								152.00	62.64	62.64	41.20	0.00	89.36	58.79
010-11000-0-11100-41000-33023-0-0203								2.00	0.00	0.00	0.00	0.00	2.00	100.00
010-30100-0-11100-10000-33023-0-0000							C	0.00	0.00	0.00	0.00	0.00	0.00	0.00
010-30100-0-11100-10000-33023-0-0110								38.00	33.92	33.92	89.30	0.00	4.08	10.74
010-30100-0-11100-10000-33023-0-0111								0.00	0.00	0.00	0.00	0.00	0.00	0.00
010-30100-3-11100-10000-33023-0-0106								63.00	29.90	29.90	47.50	0.00	33.10	52.54
010-30100-3-11100-10000-33023-0-0110								0.00	3.96	3.96	0.00	0.00	(3.96)	0.00
010-30100-3-11100-10000-33023-0-0111								0.00	0.00	0.00	0.00	0.00	0.00	0.00
010-32130-0-00000-27000-33023-0-0000								0.00	0.00	0.00	0.00	0.00	0.00	0.00
010-32130-0-11100-10000-33023-0-0000								0.00	0.00	0.00	0.00	0.00	0.00	0.00
010-58126-0-00000-27000-33023-0-0201							C	0.00	0.00	0.00	0.00	0.00	0.00	0.00
010-58126-0-11100-10000-33023-0-0201								15.00	7.08	7.08	47.20	0.00	7.92	52.80
010-81500-0-00000-81100-33023-0-0000								375.00	226.62	226.62	60.40	0.00	148.38	39.57
TOTAL: 33023								1,419.00	770.70	770.70	54.31	0.00	648.30	45.69
Health & Welfare Benefits, certificated positions														
010-00000-0-00000-27000-34010-0-0000							C	0.00	0.00	0.00	0.00	0.00	0.00	0.00
010-00000-0-00000-71500-34010-0-0000								5,400.00	2,565.00	2,565.00	47.50	0.00	2,835.00	52.50
010-00000-0-11100-10000-34010-0-0000								21,600.00	10,428.16	10,428.16	48.30	0.00	11,171.84	51.72
010-07200-0-11100-10000-34010-0-0101								0.00	0.00	0.00	0.00	0.00	0.00	0.00
010-07200-0-11100-10000-34010-0-0105								0.00	0.00	0.00	0.00	0.00	0.00	0.00
010-07200-0-11100-10000-34010-0-0106								0.00	0.00	0.00	0.00	0.00	0.00	0.00
010-14000-0-11100-10000-34010-0-0000								14,400.00	6,921.44	6,921.44	48.10	0.00	7,478.56	51.93
010-30100-0-11100-10000-34010-0-0105								0.00	0.00	0.00	0.00	0.00	0.00	0.00
010-30100-3-11100-10000-34010-0-0105								0.00	0.00	0.00	0.00	0.00	0.00	0.00
010-32130-0-11100-10000-34010-0-0101								1,980.00	951.69	951.69	48.10	0.00	1,028.31	51.93
TOTAL: 34010								43,380.00	20,866.29	20,866.29	48.10	0.00	22,513.71	51.90
Health & Welfare Benefits, classified positions														
010-00000-0-00000-27000-34020-0-0000								0.00	552.64	552.64	0.00	0.00	(552.64)	0.00

BUDGET REPORT

FY: 2023

1:06:17PM

FROM: 7/1/2022 TO 6/30/2023

FUND: 010 - General Fund

FD	RE	PY	GO	FN	OB	SI	L2					UNENCUMBERED		
								Working	Current	Year To Date	%	Encumbered	Balance	%
010-00000-0-00000-27000-34020-0-0207								2,970.00	882.18	882.18	29.70	0.00	2,087.82	70.30
010-00000-0-00000-72000-34020-0-0000								1,980.00	1,434.82	1,434.82	72.50	0.00	545.18	27.53
010-00000-0-00000-72000-34020-0-0207								990.00	0.00	0.00	0.00	0.00	990.00	100.00
010-00000-0-00000-81100-34020-0-0000							C	0.00	0.00	0.00	0.00	0.00	0.00	0.00
010-00000-0-00000-82000-34020-0-0000								3,220.00	792.64	792.64	24.60	0.00	2,427.36	75.38
010-00000-0-11100-10000-34020-0-0000							C	0.00	0.00	0.00	0.00	0.00	0.00	0.00
010-07200-0-11100-10000-34020-0-0110								1,478.00	728.55	728.55	49.30	0.00	749.45	50.71
010-07230-0-00000-36000-34020-0-0000								1,690.00	784.03	784.03	46.40	0.00	905.97	53.61
010-30100-0-11100-10000-34020-0-0000							C	0.00	0.00	0.00	0.00	0.00	0.00	0.00
010-30100-0-11100-10000-34020-0-0111								0.00	0.00	0.00	0.00	0.00	0.00	0.00
010-30100-3-11100-10000-34020-0-0106								1,980.00	486.29	486.29	24.60	0.00	1,493.71	75.44
010-30100-3-11100-10000-34020-0-0110								628.00	627.07	627.07	99.90	0.00	0.93	0.15
010-30100-3-11100-10000-34020-0-0111								0.00	0.00	0.00	0.00	0.00	0.00	0.00
010-81500-0-00000-81100-34020-0-0000								6,840.00	3,641.02	3,641.02	53.20	0.00	3,198.98	46.77
TOTAL: 34020								21,776.00	9,929.24	9,929.24	45.60	0.00	11,846.76	54.40

State Unemployment Insurance, certificated positions

010-00000-0-00000-27000-35010-0-0000							C	0.00	0.00	0.00	0.00	0.00	0.00	0.00
010-00000-0-00000-71500-35010-0-0000								221.00	110.46	110.46	50.00	0.00	110.54	50.02
010-00000-0-11100-10000-35010-0-0000								579.94	268.34	268.34	46.30	0.00	311.60	53.73
010-00000-0-11100-40000-35010-0-0000								5.00	1.10	1.10	22.00	0.00	3.90	78.00
010-00000-0-11100-41000-35010-0-0000								1.00	0.00	0.00	0.00	0.00	1.00	100.00
010-00000-0-11100-41000-35010-0-0203								0.00	0.00	0.00	0.00	0.00	0.00	0.00
010-07200-0-00000-24200-35010-0-0000							C	0.00	0.00	0.00	0.00	0.00	0.00	0.00
010-07200-0-11100-10000-35010-0-0000							C	0.00	0.00	0.00	0.00	0.00	0.00	0.00
010-07200-0-11100-10000-35010-0-0101								0.00	0.00	0.00	0.00	0.00	0.00	0.00
010-07200-0-11100-10000-35010-0-0105								0.00	0.00	0.00	0.00	0.00	0.00	0.00
010-07200-0-11100-10000-35010-0-0106								0.00	0.00	0.00	0.00	0.00	0.00	0.00
010-07200-0-11100-21100-35010-0-0000							C	0.00	0.00	0.00	0.00	0.00	0.00	0.00
010-07200-0-11100-21100-35010-0-0104								0.00	0.00	0.00	0.00	0.00	0.00	0.00
010-07200-0-11100-21100-35010-0-0112								0.00	0.00	0.00	0.00	0.00	0.00	0.00
010-11000-0-11100-41000-35010-0-0203								1.00	1.46	1.46	146.00	0.00	(0.46)	0.00
010-14000-0-11100-10000-35010-0-0000								398.00	200.07	200.07	50.30	0.00	197.93	49.73
010-30100-0-11100-10000-35010-0-0105								0.00	0.00	0.00	0.00	0.00	0.00	0.00
010-30100-3-11100-10000-35010-0-0105								0.00	0.00	0.00	0.00	0.00	0.00	0.00
010-32100-0-11100-10000-35010-0-0000								0.00	4.35	4.35	0.00	0.00	(4.35)	0.00
010-32130-0-11100-10000-35010-0-0000							C	0.00	0.00	0.00	0.00	0.00	0.00	0.00
010-32130-0-11100-10000-35010-0-0101								41.00	19.98	19.98	48.70	0.00	21.02	51.27
010-32130-0-11100-10000-35010-0-0307								2.00	0.00	0.00	0.00	0.00	2.00	100.00

BUDGET REPORT

FY: 2023

1:06:17PM

FROM: 7/1/2022 TO 6/30/2023

FUND: 010 - General Fund

						UNENCUMBERED								
FD	RE	PY	GO	FN	OB	SI	L2	Working	Current	Year To Date	%	Encumbered	Balance	%
010-62660-0-11100-21000-35010-0-0104								14.00	6.00	6.00	42.90	0.00	8.00	57.14
							TOTAL: 35010	1,262.94	611.76	611.76	48.44	0.00	651.18	51.56
State Unemployment Insurance, classified positions														
010-00000-0-00000-27000-35020-0-0000								0.00	8.65	8.65	0.00	0.00	(8.65)	0.00
010-00000-0-00000-27000-35020-0-0207								43.00	13.95	13.95	32.40	0.00	29.05	67.56
010-00000-0-00000-27000-35020-0-0305								0.00	0.00	0.00	0.00	0.00	0.00	0.00
010-00000-0-00000-72000-35020-0-0000								48.00	33.34	33.34	69.50	0.00	14.66	30.54
010-00000-0-00000-72000-35020-0-0207								16.00	0.00	0.00	0.00	0.00	16.00	100.00
010-00000-0-00000-81100-35020-0-0000							C	0.00	0.00	0.00	0.00	0.00	0.00	0.00
010-00000-0-00000-82000-35020-0-0000								47.00	24.54	24.54	52.20	0.00	22.46	47.79
010-00000-0-11100-10000-35020-0-0000								0.00	0.00	0.00	0.00	0.00	0.00	0.00
010-00000-0-11100-27000-35020-0-0000							C	0.00	0.00	0.00	0.00	0.00	0.00	0.00
010-00000-0-11100-40000-35020-0-0000								5.00	2.69	2.69	53.80	0.00	2.31	46.20
010-00000-0-11100-41000-35020-0-0203								0.00	0.00	0.00	0.00	0.00	0.00	0.00
010-07200-0-00000-21000-35020-0-0000							C	0.00	0.00	0.00	0.00	0.00	0.00	0.00
010-07200-0-00000-21000-35020-0-0107								11.00	4.61	4.61	41.90	0.00	6.39	58.09
010-07200-0-00000-24200-35020-0-0000							C	0.00	0.00	0.00	0.00	0.00	0.00	0.00
010-07200-0-00000-24200-35020-0-0202								10.00	6.23	6.23	62.30	0.00	3.77	37.70
010-07200-0-00000-24203-35020-0-0202								4.00	1.52	1.52	38.00	0.00	2.48	62.00
010-07200-0-00000-27000-35020-0-0305								12.00	5.71	5.71	47.60	0.00	6.29	52.42
010-07200-0-00000-31400-35020-0-0000							C	0.00	0.00	0.00	0.00	0.00	0.00	0.00
010-07200-0-00000-31400-35020-0-0308								23.00	11.20	11.20	48.70	0.00	11.80	51.30
010-07200-0-11100-10000-35020-0-0000							C	0.00	0.00	0.00	0.00	0.00	0.00	0.00
010-07200-0-11100-10000-35020-0-0101								18.00	8.94	8.94	49.70	0.00	9.06	50.33
010-07200-0-11100-10000-35020-0-0110								31.00	18.89	18.89	60.90	0.00	12.11	39.06
010-07230-0-00000-36000-35020-0-0000								53.00	21.61	21.61	40.80	0.00	31.39	59.23
010-11000-0-11100-41000-35020-0-0203								1.00	0.00	0.00	0.00	0.00	1.00	100.00
010-30100-0-11100-10000-35020-0-0000							C	0.00	0.00	0.00	0.00	0.00	0.00	0.00
010-30100-0-11100-10000-35020-0-0110								13.00	11.71	11.71	90.10	0.00	1.29	9.92
010-30100-0-11100-10000-35020-0-0111								0.00	0.00	0.00	0.00	0.00	0.00	0.00
010-30100-3-11100-10000-35020-0-0106								22.00	10.31	10.31	46.90	0.00	11.69	53.14
010-30100-3-11100-10000-35020-0-0110								0.00	1.36	1.36	0.00	0.00	(1.36)	0.00
010-30100-3-11100-10000-35020-0-0111								0.00	0.00	0.00	0.00	0.00	0.00	0.00
010-32130-0-00000-27000-35020-0-0000								0.00	0.00	0.00	0.00	0.00	0.00	0.00
010-32130-0-11100-10000-35020-0-0000								0.00	0.00	0.00	0.00	0.00	0.00	0.00
010-58126-0-00000-27000-35020-0-0201							C	0.00	0.00	0.00	0.00	0.00	0.00	0.00
010-58126-0-11100-10000-35020-0-0201								5.00	2.45	2.45	49.00	0.00	2.55	51.00
010-81500-0-00000-81100-35020-0-0000								129.00	78.17	78.17	60.60	0.00	50.83	39.40

BUDGET REPORT

FY: 2023

1:06:17PM

FROM: 7/1/2022 TO 6/30/2023

FUND: 010 - General Fund

						UNENCUMBERED								
FD	RE	PY	GO	FN	OB	SI	L2	Working	Current	Year To Date	%	Encumbered	Balance	%
TOTAL:						35020		491.00	265.88	265.88	54.15	0.00	225.12	45.85
Worker`s Compensation Insurance, certificated positions														
010-00000-0-00000-27000-36010-0-0000							C	0.00	0.00	0.00	0.00	0.00	0.00	0.00
010-00000-0-00000-71500-36010-0-0000								755.00	358.50	358.50	47.50	0.00	396.50	52.52
010-00000-0-11100-10000-36010-0-0000								1,982.00	871.04	871.04	43.90	0.00	1,110.96	56.05
010-00000-0-11100-40000-36010-0-0000								15.00	3.58	3.58	23.90	0.00	11.42	76.13
010-00000-0-11100-41000-36010-0-0000								2.00	0.00	0.00	0.00	0.00	2.00	100.00
010-00000-0-11100-41000-36010-0-0203								0.00	0.00	0.00	0.00	0.00	0.00	0.00
010-07200-0-00000-24200-36010-0-0000							C	0.00	0.00	0.00	0.00	0.00	0.00	0.00
010-07200-0-11100-10000-36010-0-0000							C	0.00	0.00	0.00	0.00	0.00	0.00	0.00
010-07200-0-11100-10000-36010-0-0101								0.00	0.00	0.00	0.00	0.00	0.00	0.00
010-07200-0-11100-10000-36010-0-0105								0.00	0.00	0.00	0.00	0.00	0.00	0.00
010-07200-0-11100-10000-36010-0-0106								0.00	0.00	0.00	0.00	0.00	0.00	0.00
010-07200-0-11100-21100-36010-0-0000							C	0.00	0.00	0.00	0.00	0.00	0.00	0.00
010-07200-0-11100-21100-36010-0-0104								0.00	0.00	0.00	0.00	0.00	0.00	0.00
010-07200-0-11100-21100-36010-0-0112								0.00	0.00	0.00	0.00	0.00	0.00	0.00
010-11000-0-11100-41000-36010-0-0203								15.00	4.74	4.74	31.60	0.00	10.26	68.40
010-14000-0-11100-10000-36010-0-0000								1,362.00	649.47	649.47	47.70	0.00	712.53	52.31
010-30100-0-11100-10000-36010-0-0000							C	0.00	0.00	0.00	0.00	0.00	0.00	0.00
010-30100-0-11100-10000-36010-0-0105								0.00	0.00	0.00	0.00	0.00	0.00	0.00
010-30100-3-11100-10000-36010-0-0105								0.00	0.00	0.00	0.00	0.00	0.00	0.00
010-32100-0-11100-10000-36010-0-0000								0.00	14.12	14.12	0.00	0.00	(14.12)	0.00
010-32130-0-11100-10000-36010-0-0000							C	0.00	0.00	0.00	0.00	0.00	0.00	0.00
010-32130-0-11100-10000-36010-0-0101								140.00	64.79	64.79	46.30	0.00	75.21	53.72
010-32130-0-11100-10000-36010-0-0307								10.00	0.00	0.00	0.00	0.00	10.00	100.00
010-62660-0-11100-21000-36010-0-0104								90.00	19.50	19.50	21.70	0.00	70.50	78.33
TOTAL:						36010		4,371.00	1,985.74	1,985.74	45.43	0.00	2,385.26	54.57
Worker`s Compensation Insurance, classified positions														
010-00000-0-00000-27000-36020-0-0000								0.00	28.02	28.02	0.00	0.00	(28.02)	0.00
010-00000-0-00000-27000-36020-0-0207								147.00	45.27	45.27	30.80	0.00	101.73	69.20
010-00000-0-00000-27000-36020-0-0305								0.00	0.00	0.00	0.00	0.00	0.00	0.00
010-00000-0-00000-72000-36020-0-0000								215.00	108.18	108.18	50.30	0.00	106.82	49.68
010-00000-0-00000-72000-36020-0-0207								54.00	0.00	0.00	0.00	0.00	54.00	100.00
010-00000-0-00000-81100-36020-0-0000							C	0.00	0.00	0.00	0.00	0.00	0.00	0.00
010-00000-0-00000-82000-36020-0-0000								160.00	79.66	79.66	49.80	0.00	80.34	50.21
010-00000-0-11100-10000-36020-0-0000								0.00	0.00	0.00	0.00	0.00	0.00	0.00
010-00000-0-11100-27000-36020-0-0000							C	0.00	0.00	0.00	0.00	0.00	0.00	0.00

BUDGET REPORT

FY: 2023

1:06:17PM

FROM: 7/1/2022 TO 6/30/2023

FUND: 010 - General Fund

FD	RE	PY	GO	FN	OB	SI	L2					UNENCUMBERED		
								Working	Current	Year To Date	%	Encumbered	Balance	%
010-00000-0-11100-40000-36020-0-0000								15.00	8.77	8.77	58.50	0.00	6.23	41.53
010-00000-0-11100-41000-36020-0-0203								0.00	0.00	0.00	0.00	0.00	0.00	0.00
010-07200-0-00000-21000-36020-0-0000								0.00	0.00	0.00	0.00	0.00	0.00	0.00
010-07200-0-00000-21000-36020-0-0107								38.00	14.95	14.95	39.30	0.00	23.05	60.66
010-07200-0-00000-24200-36020-0-0000								0.00	0.00	0.00	0.00	0.00	0.00	0.00
010-07200-0-00000-24200-36020-0-0202								35.00	20.20	20.20	57.70	0.00	14.80	42.29
010-07200-0-00000-24203-36020-0-0202								13.00	4.96	4.96	38.20	0.00	8.04	61.85
010-07200-0-00000-27000-36020-0-0305								40.00	18.52	18.52	46.30	0.00	21.48	53.70
010-07200-0-00000-31400-36020-0-0000								0.00	0.00	0.00	0.00	0.00	0.00	0.00
010-07200-0-00000-31400-36020-0-0308								79.00	36.35	36.35	46.00	0.00	42.65	53.99
010-07200-0-00000-36000-36020-0-0000								0.00	0.00	0.00	0.00	0.00	0.00	0.00
010-07200-0-11100-10000-36020-0-0000								0.00	0.00	0.00	0.00	0.00	0.00	0.00
010-07200-0-11100-10000-36020-0-0101								62.00	29.04	29.04	46.80	0.00	32.96	53.16
010-07200-0-11100-10000-36020-0-0110								106.00	61.24	61.24	57.80	0.00	44.76	42.23
010-07230-0-00000-36000-36020-0-0000								173.00	70.07	70.07	40.50	0.00	102.93	59.50
010-11000-0-11100-41000-36020-0-0203								1.00	0.00	0.00	0.00	0.00	1.00	100.00
010-30100-0-11100-10000-36020-0-0000								0.00	0.00	0.00	0.00	0.00	0.00	0.00
010-30100-0-11100-10000-36020-0-0110								45.00	37.94	37.94	84.30	0.00	7.06	15.69
010-30100-0-11100-10000-36020-0-0111								0.00	0.00	0.00	0.00	0.00	0.00	0.00
010-30100-3-11100-10000-36020-0-0106								75.00	33.47	33.47	44.60	0.00	41.53	55.37
010-30100-3-11100-10000-36020-0-0110								0.00	4.43	4.43	0.00	0.00	(4.43)	0.00
010-30100-3-11100-10000-36020-0-0111								0.00	0.00	0.00	0.00	0.00	0.00	0.00
010-32130-0-00000-27000-36020-0-0000								0.00	0.00	0.00	0.00	0.00	0.00	0.00
010-32130-0-11100-10000-36020-0-0000								0.00	0.00	0.00	0.00	0.00	0.00	0.00
010-58126-0-00000-27000-36020-0-0201								0.00	0.00	0.00	0.00	0.00	0.00	0.00
010-58126-0-11100-10000-36020-0-0201								15.00	7.93	7.93	52.90	0.00	7.07	47.13
010-81500-0-00000-81100-36020-0-0000								442.00	253.63	253.63	57.40	0.00	188.37	42.62
TOTAL: 36020								1,715.00	862.63	862.63	50.30	0.00	852.37	49.70
Other Benefits, certificated positions														
010-00000-0-00000-27000-39010-0-0000								184.00	0.00	0.00	0.00	0.00	184.00	100.00
010-00000-0-11100-10000-39010-0-0000								0.00	0.00	0.00	0.00	0.00	0.00	0.00
TOTAL: 39010								184.00	0.00	0.00	0.00	0.00	184.00	100.00
TOTAL: 30000								315,574.70	75,026.31	75,026.31	23.77	0.00	240,548.39	76.23
Approved Textbooks and Core Curricula Materials														
010-00000-0-11100-10000-41000-0-0000								0.00	0.00	0.00	0.00	0.00	0.00	0.00
010-26000-0-11100-10000-41000-0-0000								0.00	0.00	0.00	0.00	0.00	0.00	0.00

BUDGET REPORT

FY: 2023

1:06:17PM

FROM: 7/1/2022 TO 6/30/2023

FUND: 010 - General Fund

FD	RE	PY	GO	FN	OB	SI	L2					UNENCUMBERED			
								Working	Current	Year To Date	%	Encumbered	Balance	%	
TOTAL: 41000								0.00	0.00	0.00	0.00	0.00	0.00	0.00	
Books and Other Reference Materials															
010-00000-0-00000-72000-42000-0-0000								C	0.00	0.00	0.00	0.00	0.00	0.00	0.00
010-00000-0-11100-24200-42000-0-0000								C	0.00	0.00	0.00	0.00	0.00	0.00	0.00
TOTAL: 42000									0.00	0.00	0.00	0.00	0.00	0.00	
Materials and Supplies															
010-00000-0-00000-21000-43000-0-0000									100.00	2.75	2.75	2.80	0.00	97.25	97.25
010-00000-0-00000-21400-43000-0-0000									200.00	0.00	0.00	0.00	0.00	200.00	100.00
010-00000-0-00000-27000-43000-0-0000									400.00	50.95	50.95	12.70	0.00	349.05	87.26
010-00000-0-00000-31400-43000-0-0000									300.00	143.41	143.41	47.80	0.00	156.59	52.20
010-00000-0-00000-71500-43000-0-0000									515.00	0.00	0.00	0.00	0.00	515.00	100.00
010-00000-0-00000-72000-43000-0-0000									800.00	625.06	625.06	78.10	37.73	137.21	17.15
010-00000-0-00000-81100-43000-0-0000								C	0.00	0.00	0.00	0.00	0.00	0.00	0.00
010-00000-0-00000-82000-43000-0-0000									3,000.00	1,981.58	1,981.58	66.10	(26.26)	1,044.68	34.82
010-00000-0-11100-10000-43000-0-0000									8,000.00	2,833.35	2,833.35	35.40	0.00	5,166.65	64.58
010-00000-0-11100-10000-43000-0-0303									100.00	11.05	11.05	11.10	66.38	22.57	22.57
010-00000-0-11100-31400-43000-0-0000								C	0.00	0.00	0.00	0.00	0.00	0.00	0.00
010-00000-0-11100-40000-43000-0-0000								C	0.00	0.00	0.00	0.00	0.00	0.00	0.00
010-00000-0-11100-41000-43000-0-0000									0.00	0.00	0.00	0.00	0.00	0.00	0.00
010-00000-0-11100-41000-43000-0-0203									0.00	0.00	0.00	0.00	0.00	0.00	0.00
010-00000-0-11100-81100-43000-0-0000								C	0.00	0.00	0.00	0.00	0.00	0.00	0.00
010-07200-0-00000-24203-43000-0-0000								C	0.00	0.00	0.00	0.00	0.00	0.00	0.00
010-07200-0-00000-24203-43000-0-0202									250.00	236.96	236.96	94.80	0.00	13.04	5.22
010-07200-0-11100-10000-43000-0-0000									0.00	39.05	39.05	0.00	0.00	(39.05)	0.00
010-07200-0-11100-10000-43000-0-0103									1,700.00	1,679.51	1,679.51	98.80	0.00	20.49	1.21
010-07200-0-11100-10000-43000-0-0202									0.00	0.00	0.00	0.00	0.00	0.00	0.00
010-07200-0-11100-10000-43000-0-0204									220.00	0.00	0.00	0.00	0.00	220.00	100.00
010-07230-0-00000-36000-43000-0-0000									0.00	0.00	0.00	0.00	0.00	0.00	0.00
010-11000-0-00000-27000-43000-0-0305									600.00	571.17	571.17	95.20	0.00	28.83	4.81
010-11000-0-11100-10000-43000-0-0000								C	0.00	0.00	0.00	0.00	0.00	0.00	0.00
010-11000-0-11100-10000-43000-0-0302									3,800.00	3,797.73	3,797.73	99.90	0.00	2.27	0.06
010-11000-0-11100-41000-43000-0-0203									110.00	0.00	0.00	0.00	0.00	110.00	100.00
010-30100-0-11100-10000-43000-0-0000									350.00	15.92	15.92	4.50	0.00	334.08	95.45
010-30100-3-11100-10000-43000-0-0110									1,989.00	0.00	0.00	0.00	0.00	1,989.00	100.00
010-30100-3-11100-10000-43000-0-0111									0.00	0.00	0.00	0.00	0.00	0.00	0.00
010-32120-0-11100-10000-43000-0-0000									11,880.00	0.00	0.00	0.00	0.00	11,880.00	100.00
010-32130-0-00000-82000-43000-0-0000								C	0.00	0.00	0.00	0.00	0.00	0.00	0.00

BUDGET REPORT

FY: 2023

1:06:17PM

FROM: 7/1/2022 TO 6/30/2023

FUND: 010 - General Fund

						UNENCUMBERED									
FD	RE	PY	GO	FN	OB	SI	L2	Working	Current	Year To Date	%	Encumbered	Balance	%	
010-32130-0-11100-10000-43000-0-0000								0.00	0.00	0.00	0.00	0.00	0.00	0.00	
010-32130-0-11100-10000-43000-0-0109								242.00	0.00	0.00	0.00	0.00	242.00	100.00	
010-32140-0-11100-10000-43000-0-0000								0.00	0.00	0.00	0.00	0.00	0.00	0.00	
010-32140-0-11100-10000-43000-0-0108								2,200.00	0.00	0.00	0.00	0.00	2,200.00	100.00	
010-41270-3-11100-10000-43000-0-0000								0.00	0.00	0.00	0.00	0.00	0.00	0.00	
010-41270-3-11100-10000-43000-0-0210								1,100.00	113.67	113.67	10.30	0.00	986.33	89.67	
010-58126-0-11100-10000-43000-0-0000								0.00	0.00	0.00	0.00	0.00	0.00	0.00	
010-58126-0-11100-10000-43000-0-0201								607.00	132.35	132.35	21.80	0.00	474.65	78.20	
010-63000-0-11100-10000-43000-0-0302								0.00	0.00	0.00	0.00	0.00	0.00	0.00	
010-73880-0-00000-31400-43000-0-0000								524.20	309.43	309.43	59.00	0.00	214.77	40.97	
010-81500-0-00000-81100-43000-0-0000								750.00	2,720.07	2,720.07	362.70	0.00	(1,970.07)	0.00	
010-90570-0-00000-27000-43000-0-0000								110.00	106.55	106.55	96.90	0.00	3.45	3.14	
010-90570-0-00000-72000-43000-0-0000								0.00	0.00	0.00	0.00	0.00	0.00	0.00	
								TOTAL: 43000	39,847.20	15,370.56	15,370.56	38.57	77.85	24,398.79	61.23
Non-Capitalized Equipment															
010-00000-0-00000-27000-44000-0-0000								400.00	0.00	0.00	0.00	0.00	400.00	100.00	
010-00000-0-00000-31400-44000-0-0000								573.00	0.00	0.00	0.00	0.00	573.00	100.00	
010-00000-0-00000-71500-44000-0-0000								1,000.00	0.00	0.00	0.00	0.00	1,000.00	100.00	
010-00000-0-00000-72000-44000-0-0000								1,000.00	0.00	0.00	0.00	0.00	1,000.00	100.00	
010-00000-0-00000-81100-44000-0-0000								0.00	0.00	0.00	0.00	0.00	0.00	0.00	
010-00000-0-00000-82000-44000-0-0000								100.00	58.61	58.61	58.60	0.00	41.39	41.39	
010-00000-0-11100-10000-44000-0-0000								1,500.00	1,145.44	1,145.44	76.40	0.00	354.56	23.64	
010-00000-0-11100-10000-44000-0-0303								1,500.00	1,189.28	1,189.28	79.30	45.89	264.83	17.66	
010-00000-0-11100-24200-44000-0-0000								1,208.00	0.00	0.00	0.00	0.00	1,208.00	100.00	
010-07200-0-00000-31400-44000-0-0000								0.00	0.00	0.00	0.00	0.00	0.00	0.00	
010-07200-0-11100-10000-44000-0-0000								0.00	0.00	0.00	0.00	0.00	0.00	0.00	
010-30100-0-11100-10000-44000-0-0000								0.00	0.00	0.00	0.00	0.00	0.00	0.00	
010-58126-0-11100-10000-44000-0-0201								2,248.00	2,172.05	2,172.05	96.60	0.00	75.95	3.38	
010-58126-1-11100-10000-44000-0-0201								4,398.00	4,397.56	4,397.56	100.00	0.00	0.44	0.01	
010-70280-0-00000-37000-44000-0-0000								12,500.00	871.16	871.16	7.00	0.00	11,628.84	93.03	
010-81500-0-00000-81100-44000-0-0000								1,000.00	0.00	0.00	0.00	0.00	1,000.00	100.00	
010-90570-0-00000-27000-44000-0-0000								0.00	0.00	0.00	0.00	0.00	0.00	0.00	
								TOTAL: 44000	27,427.00	9,834.10	9,834.10	35.86	45.89	17,547.01	63.98
								TOTAL: 40000	67,274.20	25,204.66	25,204.66	37.47	123.74	41,945.80	62.35
Subagreements for Services															
010-07230-0-00000-36000-51000-0-0000								0.00	0.00	0.00	0.00	0.00	0.00	0.00	

BUDGET REPORT

FY: 2023

1:06:17PM

FROM: 7/1/2022 TO 6/30/2023

FUND: 010 - General Fund

						UNENCUMBERED								
FD	RE	PY	GO	FN	OB	SI	L2	Working	Current	Year To Date	%	Encumbered	Balance	%
TOTAL: 51000								0.00	0.00	0.00	0.00	0.00	0.00	0.00
Travel and Conferences														
010-00000-0-00000-27000-52000-0-0000								100.00	30.25	30.25	30.30	0.00	69.75	69.75
010-00000-0-00000-71500-52000-0-0000								1,500.00	1,047.40	1,047.40	69.80	0.00	452.60	30.17
010-00000-0-00000-72000-52000-0-0000								500.00	115.61	115.61	23.10	0.00	384.39	76.88
010-00000-0-11100-10000-52000-0-0000								600.00	19.80	19.80	3.30	0.00	580.20	96.70
010-07200-0-00000-74100-52000-0-0000								0.00	0.00	0.00	0.00	0.00	0.00	0.00
010-07200-0-11100-10000-52000-0-0000								0.00	0.00	0.00	0.00	0.00	0.00	0.00
010-07200-0-11100-10000-52000-0-0112								1,100.00	0.00	0.00	0.00	0.00	1,100.00	100.00
010-07200-0-11100-10000-52000-0-0113								0.00	0.00	0.00	0.00	118.47	(118.47)	0.00
010-30100-0-11100-10000-52000-0-0000								0.00	0.00	0.00	0.00	0.00	0.00	0.00
010-40350-3-11100-10000-52000-0-0000								0.00	0.00	0.00	0.00	0.00	0.00	0.00
TOTAL: 52000								3,800.00	1,213.06	1,213.06	31.92	118.47	2,468.47	64.96
Dues and Memberships														
010-00000-0-00000-71100-53000-0-0000								50.00	30.00	30.00	60.00	0.00	20.00	40.00
010-00000-0-00000-71500-53000-0-0000								500.00	178.65	178.65	35.70	0.00	321.35	64.27
010-00000-0-00000-72000-53000-0-0000								94.00	0.00	0.00	0.00	0.00	94.00	100.00
TOTAL: 53000								644.00	208.65	208.65	32.40	0.00	435.35	67.60
Other Insurance														
010-00000-0-00000-72000-54500-0-0000								3,600.00	3,343.67	3,343.67	92.90	0.00	256.33	7.12
010-07230-0-00000-36000-54500-0-0000								150.00	0.00	0.00	0.00	0.00	150.00	100.00
TOTAL: 54500								3,750.00	3,343.67	3,343.67	89.16	0.00	406.33	10.84
Operation and Housekeeping Services														
010-00000-0-00000-81100-55000-0-0000								0.00	0.00	0.00	0.00	0.00	0.00	0.00
010-00000-0-00000-82000-55000-0-0000								4,490.00	1,884.99	1,884.99	42.00	0.00	2,605.01	58.02
010-81500-0-00000-81100-55000-0-0000								0.00	0.00	0.00	0.00	0.00	0.00	0.00
TOTAL: 55000								4,490.00	1,884.99	1,884.99	41.98	0.00	2,605.01	58.02
Electricity														
010-00000-0-00000-82000-55002-0-0000								11,000.00	7,822.16	7,822.16	71.10	0.00	3,177.84	28.89
TOTAL: 55002								11,000.00	7,822.16	7,822.16	71.11	0.00	3,177.84	28.89
Water/Sewer														
010-00000-0-00000-82000-55003-0-0000								880.00	465.85	465.85	52.90	0.00	414.15	47.06
TOTAL: 55003								880.00	465.85	465.85	52.94	0.00	414.15	47.06

BUDGET REPORT

FY: 2023

1:06:17PM

FROM: 7/1/2022 TO 6/30/2023

FUND: 010 - General Fund

FD	RE	PY	GO	FN	OB	SI	L2	UNENCUMBERED							
								Working	Current	Year To Date	%	Encumbered	Balance	%	
Garbage															
								010-00000-0-00000-82000-55006-0-0000	990.00	608.48	608.48	61.50	0.00	381.52	38.54
								TOTAL: 55006	990.00	608.48	608.48	61.46	0.00	381.52	38.54
Propane															
								010-00000-0-00000-82000-55007-0-0000	2,640.00	581.93	581.93	22.00	0.00	2,058.07	77.96
								TOTAL: 55007	2,640.00	581.93	581.93	22.04	0.00	2,058.07	77.96
Rentals, Leases, Repairs and Non-Capitalized Improvements															
								010-00000-0-00000-72000-56000-0-0000	500.00	140.96	140.96	28.20	0.00	359.04	71.81
								010-00000-0-00000-81100-56000-0-0000	0.00	0.00	0.00	0.00	0.00	0.00	0.00
							C	010-00000-0-00000-82000-56000-0-0000	8,500.00	4,791.52	4,791.52	56.40	0.00	3,708.48	43.63
								010-00000-0-11100-10000-56000-0-0000	700.00	505.05	505.05	72.20	0.00	194.95	27.85
							C	010-00000-0-11100-81100-56000-0-0000	0.00	0.00	0.00	0.00	0.00	0.00	0.00
								010-07230-0-00000-36000-56000-0-0000	5,100.00	1,483.07	1,483.07	29.10	3,558.32	58.61	1.15
								010-81500-0-00000-81100-56000-0-0000	150,000.00	129,136.82	129,136.82	86.10	0.00	20,863.18	13.91
								010-90570-0-00000-81100-56000-0-0000	904.20	904.20	904.20	100.00	0.00	0.00	0.00
								010-90570-0-00000-85000-56000-0-0000	220.00	220.00	220.00	100.00	0.00	0.00	0.00
								TOTAL: 56000	165,924.20	137,181.62	137,181.62	82.68	3,558.32	25,184.26	15.18
Professional/Consulting Services and Operating Expenditures															
								010-00000-0-00000-21000-58000-0-0000	55.00	16.50	16.50	30.00	0.00	38.50	70.00
								010-00000-0-00000-24200-58000-0-0000	0.00	0.00	0.00	0.00	0.00	0.00	0.00
								010-00000-0-00000-27000-58000-0-0000	1,000.00	408.97	408.97	40.90	0.00	591.03	59.10
								010-00000-0-00000-27000-58000-0-0205	935.00	911.66	911.66	97.50	0.00	23.34	2.50
								010-00000-0-00000-27000-58000-0-0206	150.00	137.50	137.50	91.70	0.00	12.50	8.33
								010-00000-0-00000-31200-58000-0-0000	0.00	0.00	0.00	0.00	0.00	0.00	0.00
								010-00000-0-00000-31400-58000-0-0000	2,600.00	569.94	569.94	21.90	2,500.00	(469.94)	0.00
							C	010-00000-0-00000-36000-58000-0-0000	0.00	0.00	0.00	0.00	0.00	0.00	0.00
								010-00000-0-00000-71100-58000-0-0000	500.00	150.44	150.44	30.10	0.00	349.56	69.91
								010-00000-0-00000-71500-58000-0-0000	10,000.00	5,562.30	5,562.30	55.60	0.00	4,437.70	44.38
								010-00000-0-00000-71900-58000-0-0000	0.00	1,630.00	1,630.00	0.00	0.00	(1,630.00)	0.00
								010-00000-0-00000-71910-58000-0-0000	15,000.00	13,008.60	13,008.60	86.70	0.00	1,991.40	13.28
								010-00000-0-00000-72000-58000-0-0000	4,000.00	4,122.11	4,122.11	103.10	0.00	(122.11)	0.00
								010-00000-0-00000-72000-58000-0-0208	462.00	462.00	462.00	100.00	0.00	0.00	0.00
							C	010-00000-0-00000-73000-58000-0-0000	0.00	0.00	0.00	0.00	0.00	0.00	0.00
							C	010-00000-0-00000-77000-58000-0-0000	0.00	0.00	0.00	0.00	0.00	0.00	0.00
								010-00000-0-00000-77000-58000-0-0306	5,720.00	0.00	0.00	0.00	0.00	5,720.00	100.00
								010-00000-0-00000-81100-58000-0-0000	0.00	28.88	28.88	0.00	0.00	(28.88)	0.00

BUDGET REPORT

FY: 2023

1:06:17PM

FROM: 7/1/2022 TO 6/30/2023

FUND: 010 - General Fund

FD	RE	PY	GO	FN	OB	SI	L2					UNENCUMBERED		
								Working	Current	Year To Date	%	Encumbered	Balance	%
010-00000-0-00000-82000-58000-0-0000								9,000.00	6,332.21	6,332.21	70.40	0.00	2,667.79	29.64
010-00000-0-11100-10000-58000-0-0000								7,000.00	5,092.37	5,092.37	72.70	0.00	1,907.63	27.25
010-00000-0-11100-41000-58000-0-0203								0.00	0.00	0.00	0.00	0.00	0.00	0.00
010-07200-0-00000-24203-58000-0-0202								275.00	0.00	0.00	0.00	0.00	275.00	100.00
010-07200-0-00000-31400-58000-0-0000							C	0.00	0.00	0.00	0.00	0.00	0.00	0.00
010-07200-0-00000-72000-58000-0-0000							C	0.00	0.00	0.00	0.00	0.00	0.00	0.00
010-07200-0-11100-10000-58000-0-0000							C	0.00	0.00	0.00	0.00	0.00	0.00	0.00
010-07200-0-11100-10000-58000-0-0102								0.00	0.00	0.00	0.00	0.00	0.00	0.00
010-07200-0-11100-10000-58000-0-0108								2,350.00	2,325.13	2,325.13	98.90	0.00	24.87	1.06
010-07200-0-11100-10000-58000-0-0109								0.00	0.00	0.00	0.00	0.00	0.00	0.00
010-07200-0-11100-10000-58000-0-0304								0.00	0.00	0.00	0.00	0.00	0.00	0.00
010-07200-0-11100-24200-58000-0-0000							C	0.00	0.00	0.00	0.00	0.00	0.00	0.00
010-07230-0-00000-36000-58000-0-0000								73.00	0.00	0.00	0.00	0.00	73.00	100.00
010-11000-0-11100-10000-58000-0-0309								638.00	555.42	555.42	87.10	0.00	82.58	12.94
010-11000-0-11100-41000-58000-0-0203								110.00	0.00	0.00	0.00	0.00	110.00	100.00
010-30100-0-11100-10000-58000-0-0000							C	0.00	0.00	0.00	0.00	0.00	0.00	0.00
010-32120-0-11100-10000-58000-0-0000								600.00	555.50	555.50	92.60	0.00	44.50	7.42
010-32130-0-11100-10000-58000-0-0000								300.00	0.00	0.00	0.00	0.00	300.00	100.00
010-32140-0-11100-10000-58000-0-0114								4,666.00	0.00	0.00	0.00	0.00	4,666.00	100.00
010-32160-0-11100-10000-58000-0-0000							C	0.00	0.00	0.00	0.00	0.00	0.00	0.00
010-40350-3-11100-10000-58000-0-0102								1,120.00	0.00	0.00	0.00	0.00	1,120.00	100.00
010-58126-0-11100-10000-58000-0-0000								330.00	330.00	330.00	100.00	0.00	0.00	0.00
010-62660-0-11100-10000-58000-0-0113								1,110.00	1,108.80	1,108.80	99.90	0.00	1.20	0.11
010-73110-0-11100-10000-58000-0-0304								220.00	0.00	0.00	0.00	0.00	220.00	100.00
010-81500-0-00000-81100-58000-0-0000								8,500.00	868.62	868.62	10.20	0.00	7,631.38	89.78
010-90353-0-00000-82000-58000-0-0000								500.00	381.00	381.00	76.20	0.00	119.00	23.80
010-90570-0-00000-27000-58000-0-0000								0.00	0.00	0.00	0.00	0.00	0.00	0.00
TOTAL: 58000								77,214.00	44,557.95	44,557.95	57.71	2,500.00	30,156.05	39.06
Pension Penalties & Interest														
010-00000-0-00000-71000-58009-0-0000								100.00	3.90	3.90	3.90	0.00	96.10	96.10
TOTAL: 58009								100.00	3.90	3.90	3.90	0.00	96.10	96.10
Communications														
010-00000-0-00000-82000-59000-0-0000								5,700.00	2,141.00	2,141.00	37.60	0.00	3,559.00	62.44
TOTAL: 59000								5,700.00	2,141.00	2,141.00	37.56	0.00	3,559.00	62.44
Communications - E Rate Discount (Abatement)														
010-00000-0-00000-82000-59001-0-0000								(3,750.00)	0.00	0.00	0.00	0.00	(3,750.00)	100.00

BUDGET REPORT

FY: 2023

1:06:17PM

FROM: 7/1/2022 TO 6/30/2023

FUND: 010 - General Fund

FD	RE	PY	GO	FN	OB	SI	L2	UNENCUMBERED							
								Working	Current	Year To Date	%	Encumbered	Balance	%	
							TOTAL:	59001	(3,750.00)	0.00	0.00	0.00	0.00	(3,750.00)	100.00
Communications - Telephone															
							010-00000-0-00000-82000-59003-0-0000		1,100.00	513.49	513.49	46.70	0.00	586.51	53.32
							TOTAL:	59003	1,100.00	513.49	513.49	46.68	0.00	586.51	53.32
Communications - Postage															
							010-00000-0-00000-72000-59004-0-0000		2,600.00	121.58	121.58	4.70	0.00	2,478.42	95.32
							010-00000-0-00000-82000-59004-0-0000	C	0.00	0.00	0.00	0.00	0.00	0.00	0.00
							TOTAL:	59004	2,600.00	121.58	121.58	4.68	0.00	2,478.42	95.32
							TOTAL:	50000	277,082.20	200,648.33	200,648.33	72.41	6,176.79	70,257.08	25.36
Land Improvements															
							010-00000-0-00000-85000-61700-0-0000	C	0.00	0.00	0.00	0.00	0.00	0.00	0.00
							TOTAL:	61700	0.00	0.00	0.00	0.00	0.00	0.00	0.00
Buildings and Improvement of Buildings															
							010-00000-0-00000-85000-62000-0-7710		50,000.00	20,702.50	20,702.50	41.40	0.00	29,297.50	58.60
							010-00000-0-00000-85000-62000-0-7711		10,000.00	3,250.00	3,250.00	32.50	0.00	6,750.00	67.50
							TOTAL:	62000	60,000.00	23,952.50	23,952.50	39.92	0.00	36,047.50	60.08
Equipment															
							010-00000-0-00000-82000-64000-0-0000		0.00	0.00	0.00	0.00	0.00	0.00	0.00
							010-58126-0-11100-10000-64000-0-0000	C	0.00	0.00	0.00	0.00	0.00	0.00	0.00
							TOTAL:	64000	0.00	0.00	0.00	0.00	0.00	0.00	0.00
Equipment Replacement															
							010-70280-0-00000-37000-65000-0-0000		12,500.00	12,216.59	12,216.59	97.70	5,920.00	(5,636.59)	0.00
							TOTAL:	65000	12,500.00	12,216.59	12,216.59	97.73	5,920.00	(5,636.59)	0.00
							TOTAL:	60000	72,500.00	36,169.09	36,169.09	49.89	5,920.00	30,410.91	41.95
Other Tuition, Excess Costs, and/or Deficits Payments to COE															
							010-00000-0-00000-92000-71420-0-0000		3,000.00	2,819.69	2,819.69	94.00	0.00	180.31	6.01
							TOTAL:	71420	3,000.00	2,819.69	2,819.69	93.99	0.00	180.31	6.01
All Other Transfers to County Offices															
							010-00000-0-00000-92000-72820-0-0000		0.00	0.00	0.00	0.00	0.00	0.00	0.00
							TOTAL:	72820	0.00	0.00	0.00	0.00	0.00	0.00	0.00
Transfers of Indirect Costs															

BUDGET REPORT

FY: 2023

1:06:17PM

FROM: 7/1/2022 TO 6/30/2023

FUND: 010 - General Fund

FD	RE	PY	GO	FN	OB	SI	L2					UNENCUMBERED			
								Working	Current	Year To Date	%	Encumbered	Balance	%	
010-00000-0-00000-72100-73100-0-0000								0.00	0.00	0.00	0.00	0.00	0.00	0.00	
010-30100-0-00000-72100-73100-0-0000								0.00	0.00	0.00	0.00	0.00	0.00	0.00	
							TOTAL:	73100	0.00	0.00	0.00	0.00	0.00	0.00	
Debt Service - Interest															
010-00000-0-00000-91000-74380-0-0000								618.00	617.16	617.16	99.90	0.00	0.84	0.14	
							TOTAL:	74380	618.00	617.16	99.86	0.00	0.84	0.14	
Other Debt Service - Principal															
010-00000-0-00000-91000-74390-0-0000								2,807.00	2,806.92	2,806.92	100.00	0.00	0.08	0.00	
							TOTAL:	74390	2,807.00	2,806.92	100.00	0.00	0.08	0.00	
Between General Fund and Special Reserve Fund															
010-00000-0-00000-93000-76120-0-0000							C	0.00	0.00	0.00	0.00	0.00	0.00	0.00	
							TOTAL:	76120	0.00	0.00	0.00	0.00	0.00	0.00	
From General Fund to Cafeteria Fund															
010-00000-0-00000-93000-76160-0-0000							C	0.00	0.00	0.00	0.00	0.00	0.00	0.00	
							TOTAL:	76160	0.00	0.00	0.00	0.00	0.00	0.00	
Other Authorized Interfund Transfers Out															
010-00000-0-00000-93000-76190-0-0000								70,000.00	0.00	0.00	0.00	0.00	70,000.00	100.00	
							TOTAL:	76190	70,000.00	0.00	0.00	0.00	70,000.00	100.00	
							TOTAL:	70000	76,425.00	6,243.77	6,243.77	8.17	0.00	70,181.23	91.83
							TOTAL EXPENSES:	1,169,240.27	518,777.37	518,777.37	44.37	12,220.53	638,242.37	54.59	

BUDGET REPORT

BDG113

1/6/2023

FY: 2023

1:06:17PM

FROM: 7/1/2022 TO 6/30/2023

FUND: 010 - General Fund

						UNENCUMBERED								
FD	RE	PY	GO	FN	OB	SI	L2	Working	Current	Year To Date	%	Encumbered	Balance	%

SUMMARY FOR 010 - GENERAL FUND

		Current	Year To Date	%	Encumbered	Balance	%
TOTAL: INCOME	946,750.00	547,507.47	547,507.47	57.83	0.00	399,242.53	42.17
TOTAL: 1000-5000	1,020,315.27	476,364.51	476,364.51	46.69	6,300.53	537,650.23	52.69
TOTAL: 1000-6000	1,092,815.27	512,533.60	512,533.60	46.90	12,220.53	568,061.14	51.98
TOTAL: EXPENSES	1,169,240.27	518,777.37	518,777.37	44.37	12,220.53	638,242.37	54.59



6. CONSENT ACTION ITEMS – 6.2 Budget Report Charter

BUDGET REPORT

FY: 2023

1:07:40PM

FROM: 7/1/2022 TO 6/30/2023

FUND: 090 - Charter Schools Special Revenue Fund

						UNENCUMBERED								
FD	RE	PY	GO	FN	OB	SI	L2	Working	Current	Year To Date	%	Encumbered	Balance	%
LCFF State Aid Charters - Current Year														
								2,514,969.00	1,284,732.36	1,284,732.36	51.10	0.00	1,230,236.64	48.92
							TOTAL: 80111	2,514,969.00	1,284,732.36	1,284,732.36	51.08	0.00	1,230,236.64	48.92
Education Protection Account - Charter Schools														
								58,968.00	15,605.00	15,605.00	26.50	0.00	43,363.00	73.54
							TOTAL: 80121	58,968.00	15,605.00	15,605.00	26.46	0.00	43,363.00	73.54
LCFF/Revenue Limit State Aid - Prior Years														
								0.00	0.00	0.00	0.00	0.00	0.00	0.00
							TOTAL: 80190	0.00	0.00	0.00	0.00	0.00	0.00	0.00
LCFF/Revenue Limit State Aid Charters - Prior Years														
								0.00	(296,508.48)	(296,508.48)	0.00	0.00	296,508.48	0.00
							TOTAL: 80191	0.00	(296,508.48)	(296,508.48)	0.00	0.00	296,508.48	0.00
Transfers to Charter Schools in Lieu of Property Taxes														
								536,314.00	0.00	0.00	0.00	0.00	536,314.00	100.00
							TOTAL: 80960	536,314.00	0.00	0.00	0.00	0.00	536,314.00	100.00
All Other Federal Revenue														
								0.00	0.00	0.00	0.00	0.00	0.00	0.00
								27,352.00	0.00	0.00	0.00	0.00	27,352.00	100.00
								46,596.00	0.00	0.00	0.00	0.00	46,596.00	100.00
								0.00	11,290.54	11,290.54	0.00	0.00	(11,290.54)	0.00
								100,965.00	100,963.98	100,963.98	100.00	0.00	1.02	0.00
								106,843.00	72,090.00	72,090.00	67.50	0.00	34,753.00	32.53
								55,551.00	0.00	0.00	0.00	0.00	55,551.00	100.00
								9,064.00	0.00	0.00	0.00	0.00	9,064.00	100.00
								8,900.00	0.00	0.00	0.00	0.00	8,900.00	100.00
								37,052.00	0.00	0.00	0.00	0.00	37,052.00	100.00
								35,581.00	0.00	0.00	0.00	0.00	35,581.00	100.00
							TOTAL: 82900	427,904.00	184,344.52	184,344.52	43.08	0.00	243,559.48	56.92
Mandated Cost Reimbursements														
								5,366.00	5,724.00	5,724.00	106.70	0.00	(358.00)	0.00
							TOTAL: 85500	5,366.00	5,724.00	5,724.00	106.67	0.00	(358.00)	0.00
State Lottery Revenue														
								51,255.00	9,799.50	9,799.50	19.10	0.00	41,455.50	80.88

BUDGET REPORT

FY: 2023

1:07:40PM

FROM: 7/1/2022 TO 6/30/2023

FUND: 090 - Charter Schools Special Revenue Fund

FD	RE	PY	GO	FN	OB	SI	L2					UNENCUMBERED		
								Working	Current	Year To Date	%	Encumbered	Balance	%
090-63000-0-00000-00000-85600-0-0000								20,439.00	10,652.71	10,652.71	52.10	0.00	9,786.29	47.88
							TOTAL:	85600	71,694.00	20,452.21	28.53	0.00	51,241.79	71.47
All Other State Revenue														
090-26000-0-00000-00000-85900-0-0000								242,462.00	119,459.72	119,459.72	49.30	0.00	123,002.28	50.73
090-60530-0-00000-00000-85900-0-0000								0.00	167.00	167.00	0.00	0.00	(167.00)	0.00
090-62660-0-00000-00000-85900-0-0000								11,277.00	11,277.00	11,277.00	100.00	0.00	0.00	0.00
090-67620-0-00000-00000-85900-0-0000								0.00	103,941.00	103,941.00	0.00	0.00	(103,941.00)	0.00
090-74220-0-00000-00000-85900-0-0000								106,898.00	0.00	0.00	0.00	0.00	106,898.00	100.00
090-74250-0-00000-00000-85900-0-0000							C	0.00	0.00	0.00	0.00	0.00	0.00	0.00
090-74350-0-00000-00000-85900-0-0000								0.00	164,180.00	164,180.00	0.00	0.00	(164,180.00)	0.00
							TOTAL:	85900	360,637.00	399,024.72	110.64	0.00	(38,387.72)	0.00
Interest														
090-00000-0-00000-00000-86600-0-0000								100.00	588.29	588.29	588.30	0.00	(488.29)	0.00
							TOTAL:	86600	100.00	588.29	588.29	0.00	(488.29)	0.00
Net Increase (Decrease) in the Fair Value of Investments														
090-00000-0-00000-00000-86620-0-0000								0.00	646.56	646.56	0.00	0.00	(646.56)	0.00
							TOTAL:	86620	0.00	646.56	0.00	0.00	(646.56)	0.00
All Other Local Revenue														
090-00000-0-00000-00000-86990-0-0000								0.00	8,000.00	8,000.00	0.00	0.00	(8,000.00)	0.00
							TOTAL:	86990	0.00	8,000.00	0.00	0.00	(8,000.00)	0.00
Other Authorized Interfund Transfers In														
090-00000-0-00000-00000-89190-0-0000								70,000.00	0.00	0.00	0.00	0.00	70,000.00	100.00
							TOTAL:	89190	70,000.00	0.00	0.00	0.00	70,000.00	100.00
Contributions from Unrestricted Resources														
090-00000-0-00000-00000-89800-0-0000								(490,652.00)	0.00	0.00	0.00	0.00	(490,652.00)	100.00
090-07200-0-00000-00000-89800-0-0000								317,408.00	0.00	0.00	0.00	0.00	317,408.00	100.00
090-07230-0-00000-00000-89800-0-0000								155,948.00	0.00	0.00	0.00	0.00	155,948.00	100.00
090-14000-0-00000-00000-89800-0-0000								0.00	0.00	0.00	0.00	0.00	0.00	0.00
090-30100-0-00000-00000-89800-0-0000								0.00	0.00	0.00	0.00	0.00	0.00	0.00
090-30100-3-00000-00000-89800-0-0000								17,296.00	0.00	0.00	0.00	0.00	17,296.00	100.00
							TOTAL:	89800	0.00	0.00	0.00	0.00	0.00	0.00
							TOTAL:	80000	4,045,952.00	1,622,609.18	40.10	0.00	2,423,342.82	59.90

BUDGET REPORT

FY: 2023

1:07:40PM

FROM: 7/1/2022 TO 6/30/2023

FUND: 090 - Charter Schools Special Revenue Fund

FD	RE	PY	GO	FN	OB	SI	L2					UNENCUMBERED		
								Working	Current	Year To Date	%	Encumbered	Balance	%
TOTAL INCOME:								4,045,952.00	1,622,609.18	1,622,609.18	40.10	0.00	2,423,342.82	59.90
Certificated Teachers` Salaries														
090-00000-0-11100-10000-11000-0-0000								1,101,916.00	539,022.68	539,022.68	48.90	0.00	562,893.32	51.08
090-07200-0-11100-10000-11000-0-0000							C	0.00	0.00	0.00	0.00	0.00	0.00	0.00
090-07200-0-11100-10000-11000-0-0101								0.00	0.00	0.00	0.00	0.00	0.00	0.00
090-07200-0-11100-10000-11000-0-0105								0.00	0.00	0.00	0.00	0.00	0.00	0.00
090-07200-0-11100-10000-11000-0-0106								0.00	0.00	0.00	0.00	0.00	0.00	0.00
090-14000-0-11100-10000-11000-0-0000								47,142.00	5,485.32	5,485.32	11.60	0.00	41,656.68	88.36
090-30100-0-11100-10000-11000-0-0105								0.00	0.00	0.00	0.00	0.00	0.00	0.00
090-30100-3-11100-10000-11000-0-0105								0.00	0.00	0.00	0.00	0.00	0.00	0.00
090-32130-0-11100-10000-11000-0-0000								0.00	0.00	0.00	0.00	0.00	0.00	0.00
090-32130-0-11100-10000-11000-0-0101								67,951.00	32,296.28	32,296.28	47.50	0.00	35,654.72	52.47
090-74220-0-11100-10000-11000-0-0000								75,897.00	35,655.87	35,655.87	47.00	0.00	40,241.13	53.02
090-74250-0-11100-10000-11000-0-0000							C	0.00	0.00	0.00	0.00	0.00	0.00	0.00
							TOTAL: 11000	1,292,906.00	612,460.15	612,460.15	47.37	0.00	680,445.85	52.63
Substitute Teachers														
090-00000-0-11100-10000-11002-0-0000								30,000.00	15,733.75	15,733.75	52.40	0.00	14,266.25	47.55
090-32130-0-11100-10000-11002-0-0000							C	0.00	0.00	0.00	0.00	0.00	0.00	0.00
							TOTAL: 11002	30,000.00	15,733.75	15,733.75	52.45	0.00	14,266.25	47.55
Teacher - Auxilary														
090-00000-0-11100-40000-11003-0-0000								5,429.00	1,780.45	1,780.45	32.80	0.00	3,648.55	67.20
090-00000-0-11100-41000-11003-0-0000								0.00	0.00	0.00	0.00	0.00	0.00	0.00
090-00000-0-11100-41000-11003-0-0203								0.00	0.00	0.00	0.00	0.00	0.00	0.00
090-11000-0-11100-41000-11003-0-0203								890.00	2,366.76	2,366.76	265.90	0.00	(1,476.76)	0.00
090-26000-0-11100-10000-11003-0-0000								0.00	2,488.52	2,488.52	0.00	0.00	(2,488.52)	0.00
090-32100-0-11100-10000-11003-0-0000								0.00	4,281.97	4,281.97	0.00	0.00	(4,281.97)	0.00
090-32130-0-11100-10000-11003-0-0307								2,225.00	0.00	0.00	0.00	0.00	2,225.00	100.00
							TOTAL: 11003	8,544.00	10,917.70	10,917.70	127.78	0.00	(2,373.70)	0.00
Certificated Supervisors and Administrators Salaries														
090-00000-0-00000-27000-13000-0-0000								103,077.00	51,538.20	51,538.20	50.00	0.00	51,538.80	50.00
090-07200-0-11100-21100-13000-0-0000							C	0.00	0.00	0.00	0.00	0.00	0.00	0.00
090-07200-0-11100-21100-13000-0-0104								0.00	0.00	0.00	0.00	0.00	0.00	0.00
090-07200-0-11100-21100-13000-0-0112								0.00	0.00	0.00	0.00	0.00	0.00	0.00
090-62660-0-11100-21000-13000-0-0104								21,360.00	9,709.05	9,709.05	45.50	0.00	11,650.95	54.55
090-62660-0-11100-21100-13000-0-0104								0.00	0.00	0.00	0.00	0.00	0.00	0.00

BUDGET REPORT

FY: 2023

1:07:40PM

FROM: 7/1/2022 TO 6/30/2023

FUND: 090 - Charter Schools Special Revenue Fund

FD	RE	PY	GO	FN	OB	SI	L2					UNENCUMBERED			
								Working	Current	Year To Date	%	Encumbered	Balance	%	
TOTAL: 13000								124,437.00	61,247.25	61,247.25	49.22	0.00	63,189.75	50.78	
Other Certificated Salaries															
090-00000-0-11100-40000-19000-0-0000								C	0.00	0.00	0.00	0.00	0.00	0.00	0.00
090-07200-0-00000-24200-19000-0-0000								C	0.00	0.00	0.00	0.00	0.00	0.00	0.00
TOTAL: 19000									0.00	0.00	0.00	0.00	0.00	0.00	
TOTAL: 10000									1,455,887.00	700,358.85	700,358.85	48.11	0.00	755,528.15	51.89
Classified Instructional Salaries															
090-00000-0-11100-10000-21000-0-0000								C	0.00	0.00	0.00	0.00	0.00	0.00	0.00
090-00000-0-11100-40000-21000-0-0000								C	0.00	0.00	0.00	0.00	0.00	0.00	0.00
090-07200-0-11100-10000-21000-0-0000									0.00	56.71	56.71	0.00	0.00	(56.71)	0.00
090-07200-0-11100-10000-21000-0-0101									29,208.00	14,462.56	14,462.56	49.50	0.00	14,745.44	50.48
090-07200-0-11100-10000-21000-0-0110									68,973.00	72,796.52	72,796.52	105.50	0.00	(3,823.52)	0.00
090-26000-0-11100-10000-21000-0-0000									41,145.00	15,176.46	15,176.46	36.90	0.00	25,968.54	63.11
090-30100-0-11100-10000-21000-0-0000								C	0.00	0.00	0.00	0.00	0.00	0.00	0.00
090-30100-0-11100-10000-21000-0-0110									20,136.00	7,945.21	7,945.21	39.50	0.00	12,190.79	60.54
090-30100-0-11100-10000-21000-0-0111									0.00	0.00	0.00	0.00	0.00	0.00	0.00
090-30100-3-11100-10000-21000-0-0106									36,310.00	16,682.51	16,682.51	45.90	0.00	19,627.49	54.06
090-30100-3-11100-10000-21000-0-0110									0.00	2,214.61	2,214.61	0.00	0.00	(2,214.61)	0.00
090-30100-3-11100-10000-21000-0-0111									0.00	0.00	0.00	0.00	0.00	0.00	0.00
090-32120-0-11100-10000-21000-0-0110									54,057.00	3,990.93	3,990.93	7.40	0.00	50,066.07	92.62
090-74250-0-11100-10000-21000-0-0000								C	0.00	0.00	0.00	0.00	0.00	0.00	0.00
TOTAL: 21000									249,829.00	133,325.51	133,325.51	53.37	0.00	116,503.49	46.63
Instructional Aides - Auxilary															
090-00000-0-11100-40000-21003-0-0000									6,052.00	4,361.00	4,361.00	72.10	0.00	1,691.00	27.94
090-00000-0-11100-41000-21003-0-0203									0.00	0.00	0.00	0.00	0.00	0.00	0.00
090-07200-0-11100-10000-21003-0-0110									1,000.00	451.06	451.06	45.10	0.00	548.94	54.89
090-11000-0-11100-41000-21003-0-0203									890.00	0.00	0.00	0.00	0.00	890.00	100.00
090-26000-0-11100-10000-21003-0-0000									5,000.00	0.00	0.00	0.00	0.00	5,000.00	100.00
090-32120-0-11100-10000-21003-0-0110									0.00	0.00	0.00	0.00	0.00	0.00	0.00
TOTAL: 21003									12,942.00	4,812.06	4,812.06	37.18	0.00	8,129.94	62.82
Classified Support Salaries															
090-00000-0-00000-81100-22000-0-0000									0.00	0.00	0.00	0.00	0.00	0.00	0.00
090-00000-0-00000-82000-22000-0-0000									68,253.00	35,790.45	35,790.45	52.40	0.00	32,462.55	47.56
090-00000-0-11100-40000-22000-0-0000								C	0.00	0.00	0.00	0.00	0.00	0.00	0.00
090-07200-0-00000-24203-22000-0-0202									5,768.00	2,471.16	2,471.16	42.80	0.00	3,296.84	57.16

BUDGET REPORT

FY: 2023

1:07:40PM

FROM: 7/1/2022 TO 6/30/2023

FUND: 090 - Charter Schools Special Revenue Fund

						UNENCUMBERED								
FD	RE	PY	GO	FN	OB	SI	L2	Working	Current	Year To Date	%	Encumbered	Balance	%
090-07200-0-00000-31400-22000-0-0000								0.00	0.00	0.00	0.00	0.00	0.00	0.00
090-07200-0-00000-31400-22000-0-0308								37,614.00	18,115.82	18,115.82	48.20	0.00	19,498.18	51.84
090-07200-0-00000-36000-22000-0-0000								0.00	0.00	0.00	0.00	0.00	0.00	0.00
090-07230-0-00000-36000-22000-0-0000								36,129.00	15,585.98	15,585.98	43.10	0.00	20,543.02	56.86
090-26000-0-00000-37000-22000-0-0000								0.00	483.18	483.18	0.00	0.00	(483.18)	0.00
090-26000-0-00000-82000-22000-0-0000								17,698.00	7,811.07	7,811.07	44.10	0.00	9,886.93	55.86
090-73880-0-00000-82000-22000-0-0000								2,542.80	0.00	0.00	0.00	0.00	2,542.80	100.00
090-74250-0-00000-36000-22000-0-0000							C	0.00	0.00	0.00	0.00	0.00	0.00	0.00
090-74250-0-00000-81100-22000-0-0000							C	0.00	0.00	0.00	0.00	0.00	0.00	0.00
090-74250-0-00000-82000-22000-0-0000							C	0.00	0.00	0.00	0.00	0.00	0.00	0.00
							TOTAL: 22000	168,004.80	80,257.66	80,257.66	47.77	0.00	87,747.14	52.23
Classified Support Salaries - Auxilary														
090-00000-0-00000-82000-22003-0-0000								8,900.00	1,871.04	1,871.04	21.00	0.00	7,028.96	78.98
090-07200-0-00000-31400-22003-0-0308								890.00	22.80	22.80	2.60	0.00	867.20	97.44
090-07230-0-00000-36000-22003-0-0000								11,570.00	50.22	50.22	0.40	0.00	11,519.78	99.57
							TOTAL: 22003	21,360.00	1,944.06	1,944.06	9.10	0.00	19,415.94	90.90
Classified Supervisors' and Administrators' Salaries														
090-00000-0-00000-27000-23000-0-0000								3,115.00	0.00	0.00	0.00	0.00	3,115.00	100.00
090-00000-0-00000-72000-23000-0-0000								78,440.00	40,318.02	40,318.02	51.40	0.00	38,121.98	48.60
090-07200-0-00000-21000-23000-0-0000							C	0.00	0.00	0.00	0.00	0.00	0.00	0.00
090-07230-0-00000-36000-23000-0-0000								38,695.00	19,444.55	19,444.55	50.30	0.00	19,250.45	49.75
							TOTAL: 23000	120,250.00	59,762.57	59,762.57	49.70	0.00	60,487.43	50.30
Clerical, Technical and Office Staff Salaries														
090-00000-0-00000-27000-24000-0-0000								0.00	13,967.59	13,967.59	0.00	0.00	(13,967.59)	0.00
090-00000-0-00000-27000-24000-0-0207								71,340.00	22,566.36	22,566.36	31.60	0.00	48,773.64	68.37
090-00000-0-00000-72000-24000-0-0000								0.00	10,721.77	10,721.77	0.00	0.00	(10,721.77)	0.00
090-00000-0-00000-72000-24000-0-0207								26,393.00	2,876.68	2,876.68	10.90	0.00	23,516.32	89.10
090-00000-0-11100-27000-24000-0-0000							C	0.00	0.00	0.00	0.00	0.00	0.00	0.00
090-07200-0-00000-24200-24000-0-0000							C	0.00	0.00	0.00	0.00	0.00	0.00	0.00
090-07200-0-00000-27000-24000-0-0000							C	0.00	0.00	0.00	0.00	0.00	0.00	0.00
090-74250-0-11100-27000-24000-0-0000							C	0.00	0.00	0.00	0.00	0.00	0.00	0.00
							TOTAL: 24000	97,733.00	50,132.40	50,132.40	51.30	0.00	47,600.60	48.70
Other Classified Salaries														
090-00000-0-00000-27000-29000-0-0305							C	0.00	0.00	0.00	0.00	0.00	0.00	0.00
090-00000-0-11100-10000-29000-0-0000								0.00	0.00	0.00	0.00	0.00	0.00	0.00
090-00000-0-11100-27000-29000-0-0000							C	0.00	0.00	0.00	0.00	0.00	0.00	0.00

BUDGET REPORT

FY: 2023

1:07:40PM

FROM: 7/1/2022 TO 6/30/2023

FUND: 090 - Charter Schools Special Revenue Fund

FD	RE	PY	GO	FN	OB	SI	L2					UNENCUMBERED		
								Working	Current	Year To Date	%	Encumbered	Balance	%
090-07200-0-00000-21000-29000-0-0107								18,555.00	7,456.38	7,456.38	40.20	0.00	11,098.62	59.81
090-07200-0-00000-24200-29000-0-0000							C	0.00	0.00	0.00	0.00	0.00	0.00	0.00
090-07200-0-00000-24200-29000-0-0202								17,220.00	10,072.15	10,072.15	58.50	0.00	7,147.85	41.51
090-07200-0-00000-27000-29000-0-0305								19,659.00	9,235.94	9,235.94	47.00	0.00	10,423.06	53.02
090-07200-0-00000-31400-29000-0-0000							C	0.00	0.00	0.00	0.00	0.00	0.00	0.00
090-32130-0-00000-27000-29000-0-0000								0.00	0.00	0.00	0.00	0.00	0.00	0.00
090-32130-0-11100-10000-29000-0-0000								0.00	0.00	0.00	0.00	0.00	0.00	0.00
090-58126-0-00000-27000-29000-0-0201							C	0.00	0.00	0.00	0.00	0.00	0.00	0.00
090-58126-0-11100-10000-29000-0-0201								8,425.00	3,958.26	3,958.26	47.00	0.00	4,466.74	53.02
090-74250-0-11100-10000-29000-0-0000							C	0.00	0.00	0.00	0.00	0.00	0.00	0.00
							TOTAL: 29000	63,859.00	30,722.73	30,722.73	48.11	0.00	33,136.27	51.89
							TOTAL: 20000	733,977.80	360,956.99	360,956.99	49.18	0.00	373,020.81	50.82

State Teachers` Retirement System, certificated positions

090-00000-0-00000-27000-31010-0-0000								19,688.00	9,843.78	9,843.78	50.00	0.00	9,844.22	50.00
090-00000-0-11100-10000-31010-0-0000								212,215.00	100,539.52	100,539.52	47.40	0.00	111,675.48	52.62
090-00000-0-11100-40000-31010-0-0000								0.00	340.06	340.06	0.00	0.00	(340.06)	0.00
090-00000-0-11100-41000-31010-0-0000								0.00	0.00	0.00	0.00	0.00	0.00	0.00
090-00000-0-11100-41000-31010-0-0203								0.00	0.00	0.00	0.00	0.00	0.00	0.00
090-07200-0-00000-24200-31010-0-0000							C	0.00	0.00	0.00	0.00	0.00	0.00	0.00
090-07200-0-11100-10000-31010-0-0000							C	0.00	0.00	0.00	0.00	0.00	0.00	0.00
090-07200-0-11100-10000-31010-0-0101								0.00	0.00	0.00	0.00	0.00	0.00	0.00
090-07200-0-11100-10000-31010-0-0105								0.00	0.00	0.00	0.00	0.00	0.00	0.00
090-07200-0-11100-10000-31010-0-0106								0.00	0.00	0.00	0.00	0.00	0.00	0.00
090-07200-0-11100-21100-31010-0-0000							C	0.00	0.00	0.00	0.00	0.00	0.00	0.00
090-07200-0-11100-21100-31010-0-0104								0.00	0.00	0.00	0.00	0.00	0.00	0.00
090-07200-0-11100-21100-31010-0-0112								0.00	0.00	0.00	0.00	0.00	0.00	0.00
090-11000-0-11100-41000-31010-0-0203								102.00	452.03	452.03	443.20	0.00	(350.03)	0.00
090-14000-0-11100-10000-31010-0-0000								8,752.00	795.64	795.64	9.10	0.00	7,956.36	90.91
090-26000-0-11100-10000-31010-0-0000								0.00	475.30	475.30	0.00	0.00	(475.30)	0.00
090-30100-0-11100-10000-31010-0-0105								0.00	0.00	0.00	0.00	0.00	0.00	0.00
090-30100-3-11100-10000-31010-0-0105								0.00	0.00	0.00	0.00	0.00	0.00	0.00
090-32100-0-11100-10000-31010-0-0000								0.00	804.39	804.39	0.00	0.00	(804.39)	0.00
090-32130-0-11100-10000-31010-0-0000								0.00	0.00	0.00	0.00	0.00	0.00	0.00
090-32130-0-11100-10000-31010-0-0101								12,615.00	5,962.24	5,962.24	47.30	0.00	6,652.76	52.74
090-32130-0-11100-10000-31010-0-0307								76.00	0.00	0.00	0.00	0.00	76.00	100.00
090-62660-0-11100-21000-31010-0-0104								4,080.00	1,854.40	1,854.40	45.50	0.00	2,225.60	54.55
090-74220-0-11100-10000-31010-0-0000								14,091.00	6,560.53	6,560.53	46.60	0.00	7,530.47	53.44

BUDGET REPORT

FY: 2023

1:07:40PM

FROM: 7/1/2022 TO 6/30/2023

FUND: 090 - Charter Schools Special Revenue Fund

						UNENCUMBERED									
FD	RE	PY	GO	FN	OB	SI	L2	Working	Current	Year To Date	%	Encumbered	Balance	%	
090-74250-0-11100-10000-31010-0-0000						C		0.00	0.00	0.00	0.00	0.00	0.00	0.00	0.00
TOTAL: 31010								271,619.00	127,627.89	127,627.89	46.99	0.00	143,991.11	53.01	
State Teachers` Retirement System, classified positions															
090-00000-0-00000-27000-31020-0-0000								1,000.00	0.00	0.00	0.00	0.00	1,000.00	100.00	
090-07200-0-00000-21000-31020-0-0107								3,452.00	1,371.88	1,371.88	39.70	0.00	2,080.12	60.26	
090-07200-0-00000-24200-31020-0-0000						C		0.00	0.00	0.00	0.00	0.00	0.00	0.00	
090-07200-0-00000-24200-31020-0-0202								3,982.00	1,871.49	1,871.49	47.00	0.00	2,110.51	53.00	
090-30100-3-11100-10000-31020-0-0106								5,197.00	2,992.23	2,992.23	57.60	0.00	2,204.77	42.42	
TOTAL: 31020								13,631.00	6,235.60	6,235.60	45.75	0.00	7,395.40	54.25	
Public Employees Retirement System, certificated positions															
090-00000-0-11100-10000-32010-0-0000								0.00	0.00	0.00	0.00	0.00	0.00	0.00	
TOTAL: 32010								0.00	0.00	0.00	0.00	0.00	0.00	0.00	
Public Employees` Retirement System, classified positions															
090-00000-0-00000-27000-32020-0-0000								0.00	3,498.78	3,498.78	0.00	0.00	(3,498.78)	0.00	
090-00000-0-00000-27000-32020-0-0207								17,592.00	5,218.43	5,218.43	29.70	0.00	12,373.57	70.34	
090-00000-0-00000-27000-32020-0-0305								0.00	0.00	0.00	0.00	0.00	0.00	0.00	
090-00000-0-00000-72000-32020-0-0000								19,344.00	12,383.43	12,383.43	64.00	0.00	6,960.57	35.98	
090-00000-0-00000-72000-32020-0-0207								6,508.00	542.37	542.37	8.30	0.00	5,965.63	91.67	
090-00000-0-00000-81100-32020-0-0000								0.00	0.00	0.00	0.00	0.00	0.00	0.00	
090-00000-0-00000-82000-32020-0-0000								19,088.00	8,659.95	8,659.95	45.40	0.00	10,428.05	54.63	
090-00000-0-11100-10000-32020-0-0000								0.00	0.00	0.00	0.00	0.00	0.00	0.00	
090-00000-0-11100-27000-32020-0-0000						C		0.00	0.00	0.00	0.00	0.00	0.00	0.00	
090-00000-0-11100-40000-32020-0-0000								0.00	1,106.37	1,106.37	0.00	0.00	(1,106.37)	0.00	
090-00000-0-11100-41000-32020-0-0203								0.00	0.00	0.00	0.00	0.00	0.00	0.00	
090-07200-0-00000-21000-32020-0-0000						C		0.00	0.00	0.00	0.00	0.00	0.00	0.00	
090-07200-0-00000-21000-32020-0-0107								0.00	0.00	0.00	0.00	0.00	0.00	0.00	
090-07200-0-00000-24203-32020-0-0202								1,464.00	0.00	0.00	0.00	0.00	1,464.00	100.00	
090-07200-0-00000-27000-32020-0-0000						C		0.00	0.00	0.00	0.00	0.00	0.00	0.00	
090-07200-0-00000-27000-32020-0-0305								4,848.00	2,203.54	2,203.54	45.50	0.00	2,644.46	54.55	
090-07200-0-00000-31400-32020-0-0000						C		0.00	0.00	0.00	0.00	0.00	0.00	0.00	
090-07200-0-00000-31400-32020-0-0308								9,501.00	4,334.62	4,334.62	45.60	0.00	5,166.38	54.38	
090-07200-0-00000-36000-32020-0-0000						C		0.00	0.00	0.00	0.00	0.00	0.00	0.00	
090-07200-0-11100-10000-32020-0-0000						C		0.00	14.39	14.39	0.00	0.00	(14.39)	0.00	
090-07200-0-11100-10000-32020-0-0101								7,203.00	3,461.70	3,461.70	48.10	0.00	3,741.30	51.94	
090-07200-0-11100-10000-32020-0-0110								17,273.00	14,802.41	14,802.41	85.70	0.00	2,470.59	14.30	
090-07200-0-11100-27000-32020-0-0000						C		0.00	0.00	0.00	0.00	0.00	0.00	0.00	

BUDGET REPORT

FY: 2023

1:07:40PM

FROM: 7/1/2022 TO 6/30/2023

FUND: 090 - Charter Schools Special Revenue Fund

FD	RE	PY	GO	FN	OB	SI	L2					UNENCUMBERED		
								Working	Current	Year To Date	%	Encumbered	Balance	%
090-07230-0-00000-36000-32020-0-0000								9,616.00	8,254.50	8,254.50	85.80	0.00	1,361.50	14.16
090-11000-0-11100-41000-32020-0-0203								136.00	0.00	0.00	0.00	0.00	136.00	100.00
090-26000-0-00000-37000-32020-0-0000								0.00	122.59	122.59	0.00	0.00	(122.59)	0.00
090-26000-0-00000-82000-32020-0-0000								4,365.00	1,855.98	1,855.98	42.50	0.00	2,509.02	57.48
090-30100-0-11100-10000-32020-0-0000							C	0.00	0.00	0.00	0.00	0.00	0.00	0.00
090-30100-0-11100-10000-32020-0-0110								5,196.00	2,015.68	2,015.68	38.80	0.00	3,180.32	61.21
090-30100-0-11100-10000-32020-0-0111								0.00	0.00	0.00	0.00	0.00	0.00	0.00
090-30100-3-11100-10000-32020-0-0110								0.00	561.84	561.84	0.00	0.00	(561.84)	0.00
090-30100-3-11100-10000-32020-0-0111								0.00	0.00	0.00	0.00	0.00	0.00	0.00
090-32120-0-11100-10000-32020-0-0110								21,564.00	777.46	777.46	3.60	0.00	20,786.54	96.39
090-58126-0-00000-27000-32020-0-0201							C	0.00	0.00	0.00	0.00	0.00	0.00	0.00
090-58126-0-11100-10000-32020-0-0201								2,077.00	944.37	944.37	45.50	0.00	1,132.63	54.53
090-74250-0-00000-36000-32020-0-0000							C	0.00	0.00	0.00	0.00	0.00	0.00	0.00
090-74250-0-11100-10000-32020-0-0000							C	0.00	0.00	0.00	0.00	0.00	0.00	0.00
090-74250-0-11100-27000-32020-0-0000							C	0.00	0.00	0.00	0.00	0.00	0.00	0.00
TOTAL: 32020								145,775.00	70,758.41	70,758.41	48.54	0.00	75,016.59	51.46
OASDI, Certificated Positions														
090-00000-0-11100-10000-33012-0-0000								1,000.00	7.75	7.75	0.80	0.00	992.25	99.23
090-07200-0-11100-10000-33012-0-0000							C	0.00	0.00	0.00	0.00	0.00	0.00	0.00
TOTAL: 33012								1,000.00	7.75	7.75	0.78	0.00	992.25	99.23
Medicare, Certificated Positions														
090-00000-0-00000-27000-33013-0-0000								1,495.00	747.30	747.30	50.00	0.00	747.70	50.01
090-00000-0-11100-10000-33013-0-0000								16,111.00	8,043.99	8,043.99	49.90	0.00	8,067.01	50.07
090-00000-0-11100-40000-33013-0-0000								80.00	25.81	25.81	32.30	0.00	54.19	67.74
090-00000-0-11100-41000-33013-0-0000								0.00	0.00	0.00	0.00	0.00	0.00	0.00
090-00000-0-11100-41000-33013-0-0203								0.00	0.00	0.00	0.00	0.00	0.00	0.00
090-07200-0-00000-24200-33013-0-0000							C	0.00	0.00	0.00	0.00	0.00	0.00	0.00
090-07200-0-11100-10000-33013-0-0000							C	0.00	0.00	0.00	0.00	0.00	0.00	0.00
090-07200-0-11100-10000-33013-0-0101								0.00	0.00	0.00	0.00	0.00	0.00	0.00
090-07200-0-11100-10000-33013-0-0105								0.00	0.00	0.00	0.00	0.00	0.00	0.00
090-07200-0-11100-10000-33013-0-0106								0.00	0.00	0.00	0.00	0.00	0.00	0.00
090-07200-0-11100-21100-33013-0-0000							C	0.00	0.00	0.00	0.00	0.00	0.00	0.00
090-07200-0-11100-21100-33013-0-0104								0.00	0.00	0.00	0.00	0.00	0.00	0.00
090-07200-0-11100-21100-33013-0-0112								0.00	0.00	0.00	0.00	0.00	0.00	0.00
090-11000-0-11100-41000-33013-0-0203								8.00	34.29	34.29	428.60	0.00	(26.29)	0.00
090-14000-0-11100-10000-33013-0-0000								665.00	79.53	79.53	12.00	0.00	585.47	88.04
090-26000-0-11100-10000-33013-0-0000								657.00	36.08	36.08	5.50	0.00	620.92	94.51

BUDGET REPORT

FY: 2023

1:07:40PM

FROM: 7/1/2022 TO 6/30/2023

FUND: 090 - Charter Schools Special Revenue Fund

FD	RE	PY	GO	FN	OB	SI	L2					UNENCUMBERED		
								Working	Current	Year To Date	%	Encumbered	Balance	%
090-30100-0-11100-10000-33013-0-0105								0.00	0.00	0.00	0.00	0.00	0.00	0.00
090-30100-3-11100-10000-33013-0-0105								0.00	0.00	0.00	0.00	0.00	0.00	0.00
090-32100-0-11100-10000-33013-0-0000								0.00	62.07	62.07	0.00	0.00	(62.07)	0.00
090-32130-0-11100-10000-33013-0-0000								0.00	0.00	0.00	0.00	0.00	0.00	0.00
090-32130-0-11100-10000-33013-0-0101								958.00	468.30	468.30	48.90	0.00	489.70	51.12
090-32130-0-11100-10000-33013-0-0307								12.00	0.00	0.00	0.00	0.00	12.00	100.00
090-62660-0-11100-21000-33013-0-0104								310.00	140.80	140.80	45.40	0.00	169.20	54.58
090-74220-0-11100-10000-33013-0-0000								1,070.00	516.99	516.99	48.30	0.00	553.01	51.68
090-74250-0-11100-10000-33013-0-0000							C	0.00	0.00	0.00	0.00	0.00	0.00	0.00
TOTAL: 33013								21,366.00	10,155.16	10,155.16	47.53	0.00	11,210.84	52.47
Social Security/Medicare/Alternative, classified positions														
090-00000-0-00000-27000-33020-0-0000							C	0.00	0.00	0.00	0.00	0.00	0.00	0.00
090-00000-0-00000-72000-33020-0-0000							C	0.00	0.00	0.00	0.00	0.00	0.00	0.00
090-00000-0-11100-10000-33020-0-0000							C	0.00	0.00	0.00	0.00	0.00	0.00	0.00
090-07200-0-00000-31400-33020-0-0000							C	0.00	0.00	0.00	0.00	0.00	0.00	0.00
090-07230-0-00000-36000-33020-0-0000							C	0.00	0.00	0.00	0.00	0.00	0.00	0.00
090-30100-0-11100-10000-33020-0-0000							C	0.00	0.00	0.00	0.00	0.00	0.00	0.00
TOTAL: 33020								0.00	0.00	0.00	0.00	0.00	0.00	0.00
OASDI, classified positions														
090-00000-0-00000-27000-33022-0-0000								2,800.00	855.03	855.03	30.50	0.00	1,944.97	69.46
090-00000-0-00000-27000-33022-0-0207								4,299.00	1,399.13	1,399.13	32.50	0.00	2,899.87	67.45
090-00000-0-00000-27000-33022-0-0305								0.00	0.00	0.00	0.00	0.00	0.00	0.00
090-00000-0-00000-72000-33022-0-0000								4,727.00	3,162.43	3,162.43	66.90	0.00	1,564.57	33.10
090-00000-0-00000-72000-33022-0-0207								1,590.00	178.36	178.36	11.20	0.00	1,411.64	88.78
090-00000-0-00000-81100-33022-0-0000								0.00	0.00	0.00	0.00	0.00	0.00	0.00
090-00000-0-00000-82000-33022-0-0000								4,665.00	2,335.00	2,335.00	50.10	0.00	2,330.00	49.95
090-00000-0-11100-10000-33022-0-0000								0.00	0.00	0.00	0.00	0.00	0.00	0.00
090-00000-0-11100-27000-33022-0-0000							C	0.00	0.00	0.00	0.00	0.00	0.00	0.00
090-00000-0-11100-40000-33022-0-0000								376.00	270.38	270.38	71.90	0.00	105.62	28.09
090-00000-0-11100-41000-33022-0-0203								0.00	0.00	0.00	0.00	0.00	0.00	0.00
090-07200-0-00000-21000-33022-0-0000							C	0.00	0.00	0.00	0.00	0.00	0.00	0.00
090-07200-0-00000-21000-33022-0-0107								1,121.00	0.00	0.00	0.00	0.00	1,121.00	100.00
090-07200-0-00000-24200-33022-0-0000							C	0.00	0.00	0.00	0.00	0.00	0.00	0.00
090-07200-0-00000-24200-33022-0-0202								1,038.00	0.00	0.00	0.00	0.00	1,038.00	100.00
090-07200-0-00000-24203-33022-0-0202								358.00	153.21	153.21	42.80	0.00	204.79	57.20
090-07200-0-00000-27000-33022-0-0000							C	0.00	0.00	0.00	0.00	0.00	0.00	0.00
090-07200-0-00000-27000-33022-0-0305								1,184.00	572.64	572.64	48.40	0.00	611.36	51.64

BUDGET REPORT

FY: 2023
FROM: 7/1/2022 TO 6/30/2023

1:07:40PM

FUND: 090 - Charter Schools Special Revenue Fund

Table with columns: FD, RE, PY GO, FN, OB, SI L2, Working, Current, Year To Date, %, Encumbered, Balance, %. Includes rows for various budget items and a TOTAL row for 33022.

Medicare, classified positions

Table with columns: FD, RE, PY GO, FN, OB, SI L2, Working, Current, Year To Date, %, Encumbered, Balance, %. Lists Medicare-related budget items.

BUDGET REPORT

FY: 2023

1:07:40PM

FROM: 7/1/2022 TO 6/30/2023

FUND: 090 - Charter Schools Special Revenue Fund

FD	RE	PY	GO	FN	OB	SI	L2					UNENCUMBERED			
								Working	Current	Year To Date	%	Encumbered	Balance	%	
090-00000-0-11100-41000-33023-0-0203								0.00	0.00	0.00	0.00	0.00	0.00	0.00	
090-07200-0-00000-21000-33023-0-0000							C	0.00	0.00	0.00	0.00	0.00	0.00	0.00	
090-07200-0-00000-21000-33023-0-0107								262.00	108.13	108.13	41.30	0.00	153.87	58.73	
090-07200-0-00000-24200-33023-0-0000							C	0.00	0.00	0.00	0.00	0.00	0.00	0.00	
090-07200-0-00000-24200-33023-0-0202								242.00	146.07	146.07	60.40	0.00	95.93	39.64	
090-07200-0-00000-24203-33023-0-0202								84.00	35.84	35.84	42.70	0.00	48.16	57.33	
090-07200-0-00000-27000-33023-0-0000							C	0.00	0.00	0.00	0.00	0.00	0.00	0.00	
090-07200-0-00000-27000-33023-0-0305								277.00	133.93	133.93	48.40	0.00	143.07	51.65	
090-07200-0-00000-31400-33023-0-0000							C	0.00	0.00	0.00	0.00	0.00	0.00	0.00	
090-07200-0-00000-31400-33023-0-0308								543.00	263.01	263.01	48.40	0.00	279.99	51.56	
090-07200-0-00000-36000-33023-0-0000							C	0.00	0.00	0.00	0.00	0.00	0.00	0.00	
090-07200-0-11100-10000-33023-0-0000							C	0.00	0.83	0.83	0.00	0.00	(0.83)	0.00	
090-07200-0-11100-10000-33023-0-0101								412.00	209.67	209.67	50.90	0.00	202.33	49.11	
090-07200-0-11100-10000-33023-0-0110								988.00	1,062.10	1,062.10	107.50	0.00	(74.10)	0.00	
090-07230-0-00000-36000-33023-0-0000								549.00	508.62	508.62	92.60	0.00	40.38	7.36	
090-11000-0-11100-41000-33023-0-0203								8.00	0.00	0.00	0.00	0.00	8.00	100.00	
090-26000-0-00000-37000-33023-0-0000								0.00	7.01	7.01	0.00	0.00	(7.01)	0.00	
090-26000-0-00000-82000-33023-0-0000								250.00	113.25	113.25	45.30	0.00	136.75	54.70	
090-26000-0-11100-10000-33023-0-0000								657.00	220.07	220.07	33.50	0.00	436.93	66.50	
090-30100-0-11100-10000-33023-0-0000							C	0.00	0.00	0.00	0.00	0.00	0.00	0.00	
090-30100-0-11100-10000-33023-0-0110								297.00	115.20	115.20	38.80	0.00	181.80	61.21	
090-30100-0-11100-10000-33023-0-0111								0.00	0.00	0.00	0.00	0.00	0.00	0.00	
090-30100-3-11100-10000-33023-0-0106								512.00	241.90	241.90	47.20	0.00	270.10	52.75	
090-30100-3-11100-10000-33023-0-0110								0.00	32.11	32.11	0.00	0.00	(32.11)	0.00	
090-30100-3-11100-10000-33023-0-0111								0.00	0.00	0.00	0.00	0.00	0.00	0.00	
090-32120-0-11100-10000-33023-0-0110								1,233.00	57.87	57.87	4.70	0.00	1,175.13	95.31	
090-32130-0-00000-27000-33023-0-0000								0.00	0.00	0.00	0.00	0.00	0.00	0.00	
090-32130-0-11100-10000-33023-0-0000								0.00	0.00	0.00	0.00	0.00	0.00	0.00	
090-58126-0-00000-27000-33023-0-0201							C	0.00	0.00	0.00	0.00	0.00	0.00	0.00	
090-58126-0-11100-10000-33023-0-0201								1,189.00	57.39	57.39	4.80	0.00	1,131.61	95.17	
090-74250-0-00000-36000-33023-0-0000							C	0.00	0.00	0.00	0.00	0.00	0.00	0.00	
090-74250-0-00000-81100-33023-0-0000							C	0.00	0.00	0.00	0.00	0.00	0.00	0.00	
090-74250-0-00000-82000-33023-0-0000							C	0.00	0.00	0.00	0.00	0.00	0.00	0.00	
090-74250-0-11100-10000-33023-0-0000							C	0.00	0.00	0.00	0.00	0.00	0.00	0.00	
090-74250-0-11100-27000-33023-0-0000							C	0.00	0.00	0.00	0.00	0.00	0.00	0.00	
TOTAL: 33023								27,275.00	5,233.82	5,233.82	19.19	0.00	22,041.18	80.81	
Health & Welfare Benefits, certificated positions															
090-00000-0-00000-27000-34010-0-0000								12,600.00	5,985.00	5,985.00	47.50	0.00	6,615.00	52.50	

BUDGET REPORT

FY: 2023

1:07:40PM

FROM: 7/1/2022 TO 6/30/2023

FUND: 090 - Charter Schools Special Revenue Fund

FD	RE	PY	GO	FN	OB	SI	L2					UNENCUMBERED		
								Working	Current	Year To Date	%	Encumbered	Balance	%
090-00000-0-11100-10000-34010-0-0000								252,704.00	121,236.30	121,236.30	48.00	0.00	131,467.70	52.02
090-07200-0-11100-10000-34010-0-0105								0.00	0.00	0.00	0.00	0.00	0.00	0.00
090-07200-0-11100-10000-34010-0-0106								0.00	0.00	0.00	0.00	0.00	0.00	0.00
090-14000-0-11100-10000-34010-0-0000								12,000.00	0.00	0.00	0.00	0.00	12,000.00	100.00
090-30100-0-11100-10000-34010-0-0105								0.00	0.00	0.00	0.00	0.00	0.00	0.00
090-32130-0-11100-10000-34010-0-0101								16,020.00	7,700.11	7,700.11	48.10	0.00	8,319.89	51.93
090-74220-0-11100-10000-34010-0-0000								12,970.00	0.00	0.00	0.00	0.00	12,970.00	100.00
090-74250-0-11100-10000-34010-0-0000							C	0.00	0.00	0.00	0.00	0.00	0.00	0.00
TOTAL: 34010								306,294.00	134,921.41	134,921.41	44.05	0.00	171,372.59	55.95
Health & Welfare Benefits, classified positions														
090-00000-0-00000-27000-34020-0-0000								0.00	4,471.31	4,471.31	0.00	0.00	(4,471.31)	0.00
090-00000-0-00000-27000-34020-0-0207								24,030.00	7,137.57	7,137.57	29.70	0.00	16,892.43	70.30
090-00000-0-00000-72000-34020-0-0000								16,020.00	10,942.32	10,942.32	68.30	0.00	5,077.68	31.70
090-00000-0-00000-72000-34020-0-0207								8,010.00	666.56	666.56	8.30	0.00	7,343.44	91.68
090-00000-0-00000-81100-34020-0-0000								0.00	0.00	0.00	0.00	0.00	0.00	0.00
090-00000-0-00000-82000-34020-0-0000								26,031.00	6,411.16	6,411.16	24.60	0.00	19,619.84	75.37
090-00000-0-11100-10000-34020-0-0000							C	0.00	0.00	0.00	0.00	0.00	0.00	0.00
090-07200-0-00000-36000-34020-0-0000							C	0.00	0.00	0.00	0.00	0.00	0.00	0.00
090-07200-0-11100-10000-34020-0-0110								0.00	5,897.41	5,897.41	0.00	0.00	(5,897.41)	0.00
090-07230-0-00000-36000-34020-0-0000								9,612.00	6,340.59	6,340.59	66.00	0.00	3,271.41	34.03
090-26000-0-00000-82000-34020-0-0000								6,750.00	1,637.80	1,637.80	24.30	0.00	5,112.20	75.74
090-30100-0-11100-10000-34020-0-0000							C	0.00	0.00	0.00	0.00	0.00	0.00	0.00
090-30100-0-11100-10000-34020-0-0111								0.00	0.00	0.00	0.00	0.00	0.00	0.00
090-30100-3-11100-10000-34020-0-0106								16,020.00	3,934.51	3,934.51	24.60	0.00	12,085.49	75.44
090-30100-3-11100-10000-34020-0-0110								5,073.00	5,072.93	5,072.93	100.00	0.00	0.07	0.00
090-30100-3-11100-10000-34020-0-0111								0.00	0.00	0.00	0.00	0.00	0.00	0.00
090-32120-0-11100-10000-34020-0-0110								11,963.00	0.00	0.00	0.00	0.00	11,963.00	100.00
TOTAL: 34020								123,509.00	52,512.16	52,512.16	42.52	0.00	70,996.84	57.48
State Unemployment Insurance, certificated positions														
090-00000-0-00000-27000-35010-0-0000								516.00	257.70	257.70	49.90	0.00	258.30	50.06
090-00000-0-11100-10000-35010-0-0000								5,555.00	2,773.92	2,773.92	49.90	0.00	2,781.08	50.06
090-00000-0-11100-40000-35010-0-0000								28.00	8.90	8.90	31.80	0.00	19.10	68.21
090-00000-0-11100-41000-35010-0-0000								0.00	0.00	0.00	0.00	0.00	0.00	0.00
090-00000-0-11100-41000-35010-0-0203								0.00	0.00	0.00	0.00	0.00	0.00	0.00
090-07200-0-00000-24200-35010-0-0000							C	0.00	0.00	0.00	0.00	0.00	0.00	0.00
090-07200-0-11100-10000-35010-0-0000							C	0.00	0.00	0.00	0.00	0.00	0.00	0.00
090-07200-0-11100-10000-35010-0-0101								0.00	0.00	0.00	0.00	0.00	0.00	0.00

BUDGET REPORT

FY: 2023

1:07:40PM

FROM: 7/1/2022 TO 6/30/2023

FUND: 090 - Charter Schools Special Revenue Fund

FD	RE	PY	GO	FN	OB	SI	L2					UNENCUMBERED		
								Working	Current	Year To Date	%	Encumbered	Balance	%
090-07200-0-11100-10000-35010-0-0105								0.00	0.00	0.00	0.00	0.00	0.00	0.00
090-07200-0-11100-10000-35010-0-0106								0.00	0.00	0.00	0.00	0.00	0.00	0.00
090-07200-0-11100-21100-35010-0-0000								0.00	0.00	0.00	0.00	0.00	0.00	0.00
090-07200-0-11100-21100-35010-0-0104								0.00	0.00	0.00	0.00	0.00	0.00	0.00
090-07200-0-11100-21100-35010-0-0112								0.00	0.00	0.00	0.00	0.00	0.00	0.00
090-11000-0-11100-41000-35010-0-0203								3.00	11.83	11.83	394.30	0.00	(8.83)	0.00
090-14000-0-11100-10000-35010-0-0000								229.00	27.43	27.43	12.00	0.00	201.57	88.02
090-26000-0-11100-10000-35010-0-0000								226.00	12.44	12.44	5.50	0.00	213.56	94.50
090-30100-0-11100-10000-35010-0-0105								0.00	0.00	0.00	0.00	0.00	0.00	0.00
090-30100-3-11100-10000-35010-0-0105								0.00	0.00	0.00	0.00	0.00	0.00	0.00
090-32100-0-11100-10000-35010-0-0000								0.00	21.39	21.39	0.00	0.00	(21.39)	0.00
090-32130-0-11100-10000-35010-0-0000								0.00	0.00	0.00	0.00	0.00	0.00	0.00
090-32130-0-11100-10000-35010-0-0101								330.00	161.47	161.47	48.90	0.00	168.53	51.07
090-32130-0-11100-10000-35010-0-0307								33.00	0.00	0.00	0.00	0.00	33.00	100.00
090-62660-0-11100-21000-35010-0-0104								107.00	48.50	48.50	45.30	0.00	58.50	54.67
090-74220-0-11100-10000-35010-0-0000								369.00	178.30	178.30	48.30	0.00	190.70	51.68
090-74250-0-11100-10000-35010-0-0000								0.00	0.00	0.00	0.00	0.00	0.00	0.00
TOTAL: 35010								7,396.00	3,501.88	3,501.88	47.35	0.00	3,894.12	52.65

State Unemployment Insurance, classified positions

090-00000-0-00000-27000-35020-0-0000								0.00	69.82	69.82	0.00	0.00	(69.82)	0.00
090-00000-0-00000-27000-35020-0-0207								346.00	112.83	112.83	32.60	0.00	233.17	67.39
090-00000-0-00000-27000-35020-0-0305								0.00	0.00	0.00	0.00	0.00	0.00	0.00
090-00000-0-00000-72000-35020-0-0000								381.00	255.19	255.19	67.00	0.00	125.81	33.02
090-00000-0-00000-72000-35020-0-0207								129.00	14.38	14.38	11.10	0.00	114.62	88.85
090-00000-0-00000-81100-35020-0-0000								0.00	0.00	0.00	0.00	0.00	0.00	0.00
090-00000-0-00000-82000-35020-0-0000								376.00	188.27	188.27	50.10	0.00	187.73	49.93
090-00000-0-11100-10000-35020-0-0000								0.00	0.00	0.00	0.00	0.00	0.00	0.00
090-00000-0-11100-27000-35020-0-0000								0.00	0.00	0.00	0.00	0.00	0.00	0.00
090-00000-0-11100-40000-35020-0-0000								31.00	21.81	21.81	70.40	0.00	9.19	29.65
090-00000-0-11100-41000-35020-0-0203								0.00	0.00	0.00	0.00	0.00	0.00	0.00
090-07200-0-00000-21000-35020-0-0000								0.00	0.00	0.00	0.00	0.00	0.00	0.00
090-07200-0-00000-21000-35020-0-0107								90.00	37.27	37.27	41.40	0.00	52.73	58.59
090-07200-0-00000-24200-35020-0-0000								0.00	0.00	0.00	0.00	0.00	0.00	0.00
090-07200-0-00000-24200-35020-0-0202								84.00	50.35	50.35	59.90	0.00	33.65	40.06
090-07200-0-00000-24203-35020-0-0202								29.00	12.36	12.36	42.60	0.00	16.64	57.38
090-07200-0-00000-27000-35020-0-0000								0.00	0.00	0.00	0.00	0.00	0.00	0.00
090-07200-0-00000-27000-35020-0-0305								95.00	46.17	46.17	48.60	0.00	48.83	51.40
090-07200-0-00000-31400-35020-0-0000								0.00	0.00	0.00	0.00	0.00	0.00	0.00

BUDGET REPORT

FY: 2023

1:07:40PM

FROM: 7/1/2022 TO 6/30/2023

FUND: 090 - Charter Schools Special Revenue Fund

FD	RE	PY	GO	FN	OB	SI	L2					UNENCUMBERED		
								Working	Current	Year To Date	%	Encumbered	Balance	%
090-07200-0-00000-31400-35020-0-0308								187.00	90.68	90.68	48.50	0.00	96.32	51.51
090-07200-0-00000-36000-35020-0-0000								0.00	0.00	0.00	0.00	0.00	0.00	0.00
090-07200-0-11100-10000-35020-0-0000								0.00	0.28	0.28	0.00	0.00	(0.28)	0.00
090-07200-0-11100-10000-35020-0-0101								142.00	72.29	72.29	50.90	0.00	69.71	49.09
090-07200-0-11100-10000-35020-0-0110								341.00	366.24	366.24	107.40	0.00	(25.24)	0.00
090-07230-0-00000-36000-35020-0-0000								189.00	175.43	175.43	92.80	0.00	13.57	7.18
090-11000-0-11100-41000-35020-0-0203								3.00	0.00	0.00	0.00	0.00	3.00	100.00
090-26000-0-00000-37000-35020-0-0000								0.00	2.42	2.42	0.00	0.00	(2.42)	0.00
090-26000-0-00000-82000-35020-0-0000								86.00	39.07	39.07	45.40	0.00	46.93	54.57
090-26000-0-11100-10000-35020-0-0000								226.00	75.86	75.86	33.60	0.00	150.14	66.43
090-30100-0-11100-10000-35020-0-0000								0.00	0.00	0.00	0.00	0.00	0.00	0.00
090-30100-0-11100-10000-35020-0-0110								103.00	39.70	39.70	38.50	0.00	63.30	61.46
090-30100-0-11100-10000-35020-0-0111								0.00	0.00	0.00	0.00	0.00	0.00	0.00
090-30100-3-11100-10000-35020-0-0106								177.00	83.41	83.41	47.10	0.00	93.59	52.88
090-30100-3-11100-10000-35020-0-0110								0.00	11.08	11.08	0.00	0.00	(11.08)	0.00
090-30100-3-11100-10000-35020-0-0111								0.00	0.00	0.00	0.00	0.00	0.00	0.00
090-32120-0-11100-10000-35020-0-0110								425.00	19.95	19.95	4.70	0.00	405.05	95.31
090-32130-0-00000-27000-35020-0-0000								0.00	0.00	0.00	0.00	0.00	0.00	0.00
090-32130-0-11100-10000-35020-0-0000								0.00	0.00	0.00	0.00	0.00	0.00	0.00
090-58126-0-00000-27000-35020-0-0201								0.00	0.00	0.00	0.00	0.00	0.00	0.00
090-58126-0-11100-10000-35020-0-0201								41.00	19.79	19.79	48.30	0.00	21.21	51.73
090-74250-0-00000-36000-35020-0-0000								0.00	0.00	0.00	0.00	0.00	0.00	0.00
090-74250-0-00000-81100-35020-0-0000								0.00	0.00	0.00	0.00	0.00	0.00	0.00
090-74250-0-00000-82000-35020-0-0000								0.00	0.00	0.00	0.00	0.00	0.00	0.00
090-74250-0-11100-10000-35020-0-0000								0.00	0.00	0.00	0.00	0.00	0.00	0.00
090-74250-0-11100-27000-35020-0-0000								0.00	0.00	0.00	0.00	0.00	0.00	0.00
TOTAL: 35020								3,481.00	1,804.65	1,804.65	51.84	0.00	1,676.35	48.16
Worker`s Compensation Insurance, certificated positions														
090-00000-0-00000-27000-36010-0-0000								3,495.00	836.52	836.52	23.90	0.00	2,658.48	76.07
090-00000-0-11100-10000-36010-0-0000								37,665.00	9,004.39	9,004.39	23.90	0.00	28,660.61	76.09
090-00000-0-11100-40000-36010-0-0000								184.00	28.89	28.89	15.70	0.00	155.11	84.30
090-00000-0-11100-41000-36010-0-0000								0.00	0.00	0.00	0.00	0.00	0.00	0.00
090-00000-0-11100-41000-36010-0-0203								0.00	0.00	0.00	0.00	0.00	0.00	0.00
090-07200-0-00000-24200-36010-0-0000								0.00	0.00	0.00	0.00	0.00	0.00	0.00
090-07200-0-11100-10000-36010-0-0000								0.00	0.00	0.00	0.00	0.00	0.00	0.00
090-07200-0-11100-10000-36010-0-0101								0.00	0.00	0.00	0.00	0.00	0.00	0.00
090-07200-0-11100-10000-36010-0-0105								0.00	0.00	0.00	0.00	0.00	0.00	0.00
090-07200-0-11100-10000-36010-0-0106								0.00	0.00	0.00	0.00	0.00	0.00	0.00

BUDGET REPORT

FY: 2023

1:07:40PM

FROM: 7/1/2022 TO 6/30/2023

FUND: 090 - Charter Schools Special Revenue Fund

FD	RE	PY	GO	FN	OB	SI	L2					UNENCUMBERED			
								Working	Current	Year To Date	%	Encumbered	Balance	%	
090-07200-0-11100-21100-36010-0-0000								C	0.00	0.00	0.00	0.00	0.00	0.00	0.00
090-07200-0-11100-21100-36010-0-0104									0.00	0.00	0.00	0.00	0.00	0.00	0.00
090-07200-0-11100-21100-36010-0-0112									0.00	0.00	0.00	0.00	0.00	0.00	0.00
090-11000-0-11100-41000-36010-0-0203									19.00	38.43	38.43	202.30	0.00	(19.43)	0.00
090-14000-0-11100-10000-36010-0-0000									1,555.00	89.03	89.03	5.70	0.00	1,465.97	94.27
090-26000-0-11100-10000-36010-0-0000									775.00	40.41	40.41	5.20	0.00	734.59	94.79
090-30100-0-11100-10000-36010-0-0105									0.00	0.00	0.00	0.00	0.00	0.00	0.00
090-30100-3-11100-10000-36010-0-0105									0.00	0.00	0.00	0.00	0.00	0.00	0.00
090-32100-0-11100-10000-36010-0-0000									0.00	69.50	69.50	0.00	0.00	(69.50)	0.00
090-32130-0-11100-10000-36010-0-0000									0.00	0.00	0.00	0.00	0.00	0.00	0.00
090-32130-0-11100-10000-36010-0-0101									2,240.00	524.21	524.21	23.40	0.00	1,715.79	76.60
090-32130-0-11100-10000-36010-0-0307									425.00	0.00	0.00	0.00	0.00	425.00	100.00
090-62660-0-11100-21000-36010-0-0104									724.00	157.60	157.60	21.80	0.00	566.40	78.23
090-74220-0-11100-10000-36010-0-0000									2,501.00	578.72	578.72	23.10	0.00	1,922.28	76.86
090-74250-0-11100-10000-36010-0-0000								C	0.00	0.00	0.00	0.00	0.00	0.00	0.00
TOTAL: 36010									49,583.00	11,367.70	11,367.70	22.93	0.00	38,215.30	77.07

Worker`s Compensation Insurance, classified positions

090-00000-0-00000-27000-36020-0-0000									0.00	226.73	226.73	0.00	0.00	(226.73)	0.00
090-00000-0-00000-27000-36020-0-0207									919.00	366.27	366.27	39.90	0.00	552.73	60.14
090-00000-0-00000-27000-36020-0-0305									0.00	0.00	0.00	0.00	0.00	0.00	0.00
090-00000-0-00000-72000-36020-0-0000									1,303.00	828.46	828.46	63.60	0.00	474.54	36.42
090-00000-0-00000-72000-36020-0-0207									407.00	46.69	46.69	11.50	0.00	360.31	88.53
090-00000-0-00000-81100-36020-0-0000									0.00	0.00	0.00	0.00	0.00	0.00	0.00
090-00000-0-00000-82000-36020-0-0000									1,054.00	611.29	611.29	58.00	0.00	442.71	42.00
090-00000-0-11100-10000-36020-0-0000									0.00	0.00	0.00	0.00	0.00	0.00	0.00
090-00000-0-11100-27000-36020-0-0000								C	0.00	0.00	0.00	0.00	0.00	0.00	0.00
090-00000-0-11100-40000-36020-0-0000									104.00	70.79	70.79	68.10	0.00	33.21	31.93
090-00000-0-11100-41000-36020-0-0203									0.00	0.00	0.00	0.00	0.00	0.00	0.00
090-07200-0-00000-21000-36020-0-0000								C	0.00	0.00	0.00	0.00	0.00	0.00	0.00
090-07200-0-00000-21000-36020-0-0107									269.00	121.03	121.03	45.00	0.00	147.97	55.01
090-07200-0-00000-24200-36020-0-0000								C	0.00	0.00	0.00	0.00	0.00	0.00	0.00
090-07200-0-00000-24200-36020-0-0202									286.00	163.49	163.49	57.20	0.00	122.51	42.84
090-07200-0-00000-24203-36020-0-0202									99.00	40.11	40.11	40.50	0.00	58.89	59.48
090-07200-0-00000-27000-36020-0-0000								C	0.00	0.00	0.00	0.00	0.00	0.00	0.00
090-07200-0-00000-27000-36020-0-0305									279.00	149.92	149.92	53.70	0.00	129.08	46.27
090-07200-0-00000-31400-36020-0-0000								C	0.00	0.00	0.00	0.00	0.00	0.00	0.00
090-07200-0-00000-31400-36020-0-0308									586.00	294.43	294.43	50.20	0.00	291.57	49.76
090-07200-0-00000-36000-36020-0-0000								C	0.00	0.00	0.00	0.00	0.00	0.00	0.00

BUDGET REPORT

FY: 2023

1:07:40PM

FROM: 7/1/2022 TO 6/30/2023

FUND: 090 - Charter Schools Special Revenue Fund

FD	RE	PY	GO	FN	OB	SI	L2					UNENCUMBERED			
								Working	Current	Year To Date	%	Encumbered	Balance	%	
090-07200-0-11100-10000-36020-0-0000								C	0.00	0.92	0.92	0.00	0.00	(0.92)	0.00
090-07200-0-11100-10000-36020-0-0101									431.00	234.72	234.72	54.50	0.00	196.28	45.54
090-07200-0-11100-10000-36020-0-0110									1,164.00	1,188.85	1,188.85	102.10	0.00	(24.85)	0.00
090-07230-0-00000-36000-36020-0-0000									1,138.00	569.38	569.38	50.00	0.00	568.62	49.97
090-11000-0-11100-41000-36020-0-0203									10.00	0.00	0.00	0.00	0.00	10.00	100.00
090-26000-0-00000-37000-36020-0-0000									0.00	7.84	7.84	0.00	0.00	(7.84)	0.00
090-26000-0-00000-82000-36020-0-0000									294.00	126.77	126.77	43.10	0.00	167.23	56.88
090-26000-0-11100-10000-36020-0-0000									775.00	246.34	246.34	31.80	0.00	528.66	68.21
090-30100-0-11100-10000-36020-0-0000								C	0.00	0.00	0.00	0.00	0.00	0.00	0.00
090-30100-0-11100-10000-36020-0-0110									350.00	128.92	128.92	36.80	0.00	221.08	63.17
090-30100-0-11100-10000-36020-0-0111									0.00	0.00	0.00	0.00	0.00	0.00	0.00
090-30100-3-11100-10000-36020-0-0106									603.00	270.79	270.79	44.90	0.00	332.21	55.09
090-30100-3-11100-10000-36020-0-0110									0.00	35.94	35.94	0.00	0.00	(35.94)	0.00
090-30100-3-11100-10000-36020-0-0111									0.00	0.00	0.00	0.00	0.00	0.00	0.00
090-32120-0-11100-10000-36020-0-0110									1,453.00	64.78	64.78	4.50	0.00	1,388.22	95.54
090-32130-0-00000-27000-36020-0-0000									0.00	0.00	0.00	0.00	0.00	0.00	0.00
090-32130-0-11100-10000-36020-0-0000									0.00	0.00	0.00	0.00	0.00	0.00	0.00
090-58126-0-00000-27000-36020-0-0201								C	0.00	0.00	0.00	0.00	0.00	0.00	0.00
090-58126-0-11100-10000-36020-0-0201									120.00	64.24	64.24	53.50	0.00	55.76	46.47
090-74250-0-00000-36000-36020-0-0000								C	0.00	0.00	0.00	0.00	0.00	0.00	0.00
090-74250-0-00000-81100-36020-0-0000								C	0.00	0.00	0.00	0.00	0.00	0.00	0.00
090-74250-0-00000-82000-36020-0-0000								C	0.00	0.00	0.00	0.00	0.00	0.00	0.00
090-74250-0-11100-10000-36020-0-0000								C	0.00	0.00	0.00	0.00	0.00	0.00	0.00
090-74250-0-11100-27000-36020-0-0000								C	0.00	0.00	0.00	0.00	0.00	0.00	0.00
TOTAL: 36020									11,644.00	5,858.70	5,858.70	50.32	0.00	5,785.30	49.68
Other Benefits, certificated positions															
090-00000-0-00000-27000-39010-0-0000									1,486.00	0.00	0.00	0.00	0.00	1,486.00	100.00
090-00000-0-11100-10000-39010-0-0000									0.00	0.00	0.00	0.00	0.00	0.00	0.00
TOTAL: 39010									1,486.00	0.00	0.00	0.00	0.00	1,486.00	100.00
TOTAL: 30000									1,027,828.00	449,737.07	449,737.07	43.76	0.00	578,090.93	56.24
Approved Textbooks and Core Curricula Materials															
090-00000-0-11100-10000-41000-0-0000									0.00	0.00	0.00	0.00	0.00	0.00	0.00
090-07200-0-11100-10000-41000-0-0000								C	0.00	0.00	0.00	0.00	0.00	0.00	0.00
090-11000-0-11100-10000-41000-0-0000								C	0.00	0.00	0.00	0.00	0.00	0.00	0.00
090-26000-0-11100-10000-41000-0-0000									2,000.00	1,954.59	1,954.59	97.70	0.00	45.41	2.27
090-63000-0-11100-10000-41000-0-0000								C	0.00	0.00	0.00	0.00	0.00	0.00	0.00

BUDGET REPORT

FY: 2023

1:07:40PM

FROM: 7/1/2022 TO 6/30/2023

FUND: 090 - Charter Schools Special Revenue Fund

FD	RE	PY	GO	FN	OB	SI	L2					UNENCUMBERED		
								Working	Current	Year To Date	%	Encumbered	Balance	%
TOTAL: 41000								2,000.00	1,954.59	1,954.59	97.73	0.00	45.41	2.27
Books and Other Reference Materials														
090-00000-0-00000-72000-42000-0-0000								100.00	0.00	0.00	0.00	0.00	100.00	100.00
TOTAL: 42000								100.00	0.00	0.00	0.00	0.00	100.00	100.00
Materials and Supplies														
090-00000-0-00000-21000-43000-0-0000								900.00	22.21	22.21	2.50	0.00	877.79	97.53
090-00000-0-00000-21400-43000-0-0000								2,000.00	0.00	0.00	0.00	0.00	2,000.00	100.00
090-00000-0-00000-27000-43000-0-0000								5,000.00	2,205.71	2,205.71	44.10	0.00	2,794.29	55.89
090-00000-0-00000-31400-43000-0-0000								800.00	920.34	920.34	115.00	0.00	(120.34)	0.00
090-00000-0-00000-72000-43000-0-0000								3,096.00	3,090.83	3,090.83	99.80	305.30	(300.13)	0.00
090-00000-0-00000-81100-43000-0-0000								5,500.00	4,569.40	4,569.40	83.10	0.00	930.60	16.92
090-00000-0-00000-82000-43000-0-0000								24,000.00	16,033.00	16,033.00	66.80	(212.49)	8,179.49	34.08
090-00000-0-11100-10000-43000-0-0000								25,000.00	15,956.52	15,956.52	63.80	0.00	9,043.48	36.17
090-00000-0-11100-10000-43000-0-0303								600.00	89.42	89.42	14.90	537.07	(26.49)	0.00
090-00000-0-11100-31400-43000-0-0000								0.00	0.00	0.00	0.00	0.00	0.00	0.00
090-00000-0-11100-40000-43000-0-0000								0.00	0.00	0.00	0.00	0.00	0.00	0.00
090-00000-0-11100-81100-43000-0-0000								0.00	0.00	0.00	0.00	0.00	0.00	0.00
090-07200-0-00000-24203-43000-0-0000								0.00	0.00	0.00	0.00	0.00	0.00	0.00
090-07200-0-00000-24203-43000-0-0202								2,000.00	1,917.18	1,917.18	95.90	0.00	82.82	4.14
090-07200-0-11100-10000-43000-0-0000								0.00	315.95	315.95	0.00	0.00	(315.95)	0.00
090-07200-0-11100-10000-43000-0-0103								18,000.00	19,529.66	19,529.66	108.50	0.00	(1,529.66)	0.00
090-07200-0-11100-10000-43000-0-0204								1,780.00	361.96	361.96	20.30	0.00	1,418.04	79.67
090-07230-0-00000-36000-43000-0-0000								100.00	0.00	0.00	0.00	0.00	100.00	100.00
090-11000-0-00000-27000-43000-0-0305								4,700.00	4,621.28	4,621.28	98.30	0.00	78.72	1.67
090-11000-0-11100-10000-43000-0-0000								0.00	0.00	0.00	0.00	0.00	0.00	0.00
090-11000-0-11100-10000-43000-0-0302								30,800.00	30,727.16	30,727.16	99.80	0.00	72.84	0.24
090-11000-0-11100-41000-43000-0-0203								890.00	0.00	0.00	0.00	0.00	890.00	100.00
090-26000-0-11100-10000-43000-0-0000								22,500.00	8,705.01	8,705.01	38.70	9,433.38	4,361.61	19.38
090-30100-0-11100-10000-43000-0-0000								0.00	128.78	128.78	0.00	0.00	(128.78)	0.00
090-32120-0-11100-10000-43000-0-0000								0.00	0.00	0.00	0.00	0.00	0.00	0.00
090-32130-0-00000-82000-43000-0-0000								0.00	0.00	0.00	0.00	0.00	0.00	0.00
090-32130-0-11100-10000-43000-0-0000								0.00	0.00	0.00	0.00	0.00	0.00	0.00
090-32130-0-11100-10000-43000-0-0109								1,958.00	0.00	0.00	0.00	0.00	1,958.00	100.00
090-32140-0-11100-10000-43000-0-0000								33,368.00	0.00	0.00	0.00	0.00	33,368.00	100.00
090-32140-0-11100-10000-43000-0-0108								18,229.00	0.00	0.00	0.00	0.00	18,229.00	100.00
090-41270-3-11100-10000-43000-0-0000								0.00	0.00	0.00	0.00	0.00	0.00	0.00
090-41270-3-11100-10000-43000-0-0210								8,900.00	227.34	227.34	2.60	0.00	8,672.66	97.45

BUDGET REPORT

FY: 2023

1:07:40PM

FROM: 7/1/2022 TO 6/30/2023

FUND: 090 - Charter Schools Special Revenue Fund

						UNENCUMBERED								
FD	RE	PY	GO	FN	OB	SI	L2	Working	Current	Year To Date	%	Encumbered	Balance	%
090-58126-0-11100-10000-43000-0-0000								0.00	0.00	0.00	0.00	0.00	0.00	0.00
090-58126-0-11100-10000-43000-0-0201								4,393.00	1,070.83	1,070.83	24.40	0.00	3,322.17	75.62
090-63000-0-11100-10000-43000-0-0302								0.00	0.00	0.00	0.00	0.00	0.00	0.00
090-73880-0-00000-31400-43000-0-0000								2,600.00	2,503.61	2,503.61	96.30	0.00	96.39	3.71
090-74250-0-11100-10000-43000-0-0000								0.00	0.00	0.00	0.00	0.00	0.00	0.00
090-90570-0-00000-27000-43000-0-0000								870.00	862.12	862.12	99.10	0.00	7.88	0.91
								TOTAL: 43000	217,984.00	113,858.31	52.23	10,063.26	94,062.43	43.15
Non-Capitalized Equipment														
090-00000-0-00000-27000-44000-0-0000								0.00	0.00	0.00	0.00	0.00	0.00	0.00
090-00000-0-00000-31400-44000-0-0000								2,648.00	0.00	0.00	0.00	0.00	2,648.00	100.00
090-00000-0-00000-72000-44000-0-0000								0.00	0.00	0.00	0.00	0.00	0.00	0.00
090-00000-0-00000-81100-44000-0-0000								0.00	0.00	0.00	0.00	0.00	0.00	0.00
090-00000-0-00000-82000-44000-0-0000								500.00	474.24	474.24	94.80	0.00	25.76	5.15
090-00000-0-11100-10000-44000-0-0000								6,000.00	2,290.86	2,290.86	38.20	1,317.78	2,391.36	39.86
090-00000-0-11100-10000-44000-0-0303								11,800.00	9,622.41	9,622.41	81.50	371.24	1,806.35	15.31
090-07200-0-00000-31400-44000-0-0000								0.00	0.00	0.00	0.00	0.00	0.00	0.00
090-07200-0-11100-10000-44000-0-0000								0.00	0.00	0.00	0.00	0.00	0.00	0.00
090-26000-0-11100-10000-44000-0-0000								2,500.00	2,290.86	2,290.86	91.60	0.00	209.14	8.37
090-58126-0-11100-10000-44000-0-0201								17,630.00	17,573.88	17,573.88	99.70	0.00	56.12	0.32
090-58126-1-11100-10000-44000-0-0201								35,581.00	35,580.22	35,580.22	100.00	0.00	0.78	0.00
090-90570-0-00000-27000-44000-0-0000								0.00	0.00	0.00	0.00	0.00	0.00	0.00
								TOTAL: 44000	76,659.00	67,832.47	88.49	1,689.02	7,137.51	9.31
								TOTAL: 40000	296,743.00	183,645.37	61.89	11,752.28	101,345.35	34.15
Subagreements for Services														
090-07230-0-00000-36000-51000-0-0000								0.00	0.00	0.00	0.00	0.00	0.00	0.00
								TOTAL: 51000	0.00	0.00	0.00	0.00	0.00	0.00
Travel and Conferences														
090-00000-0-00000-27000-52000-0-0000								6,900.00	1,719.45	1,719.45	24.90	0.00	5,180.55	75.08
090-00000-0-00000-72000-52000-0-0000								4,000.00	935.39	935.39	23.40	0.00	3,064.61	76.62
090-00000-0-11100-10000-52000-0-0000								1,500.00	561.70	561.70	37.40	0.00	938.30	62.55
090-07200-0-00000-74100-52000-0-0000								0.00	0.00	0.00	0.00	0.00	0.00	0.00
090-07200-0-11100-10000-52000-0-0000								0.00	0.00	0.00	0.00	0.00	0.00	0.00
090-07200-0-11100-10000-52000-0-0112								8,900.00	0.00	0.00	0.00	0.00	8,900.00	100.00
090-07200-0-11100-10000-52000-0-0113								0.00	0.00	0.00	0.00	958.53	(958.53)	0.00
090-26000-0-11100-10000-52000-0-0000								300.00	95.00	95.00	31.70	0.00	205.00	68.33
090-30100-0-11100-10000-52000-0-0000								0.00	0.00	0.00	0.00	0.00	0.00	0.00

BUDGET REPORT

FY: 2023

1:07:40PM

FROM: 7/1/2022 TO 6/30/2023

FUND: 090 - Charter Schools Special Revenue Fund

						UNENCUMBERED								
FD	RE	PY	GO	FN	OB	SI	L2	Working	Current	Year To Date	%	Encumbered	Balance	%
090-40350-3-11100-10000-52000-0-0000						C		0.00	0.00	0.00	0.00	0.00	0.00	0.00
TOTAL: 52000								21,600.00	3,311.54	3,311.54	15.33	958.53	17,329.93	80.23
Dues and Memberships														
090-00000-0-00000-27000-53000-0-0000								3,000.00	1,445.50	1,445.50	48.20	0.00	1,554.50	51.82
090-00000-0-00000-72000-53000-0-0000								800.00	0.00	0.00	0.00	0.00	800.00	100.00
TOTAL: 53000								3,800.00	1,445.50	1,445.50	38.04	0.00	2,354.50	61.96
Other Insurance														
090-00000-0-00000-72000-54500-0-0000								27,100.00	27,053.33	27,053.33	99.80	0.00	46.67	0.17
090-07230-0-00000-36000-54500-0-0000								2,000.00	0.00	0.00	0.00	0.00	2,000.00	100.00
TOTAL: 54500								29,100.00	27,053.33	27,053.33	92.97	0.00	2,046.67	7.03
Operation and Housekeeping Services														
090-00000-0-00000-81100-55000-0-0000						C		0.00	0.00	0.00	0.00	0.00	0.00	0.00
090-00000-0-00000-82000-55000-0-0000								24,510.00	10,396.88	10,396.88	42.40	0.00	14,113.12	57.58
TOTAL: 55000								24,510.00	10,396.88	10,396.88	42.42	0.00	14,113.12	57.58
Electricity														
090-00000-0-00000-82000-55002-0-0000								89,000.00	63,288.49	63,288.49	71.10	0.00	25,711.51	28.89
TOTAL: 55002								89,000.00	63,288.49	63,288.49	71.11	0.00	25,711.51	28.89
Water/Sewer														
090-00000-0-00000-82000-55003-0-0000								7,120.00	3,769.15	3,769.15	52.90	0.00	3,350.85	47.06
TOTAL: 55003								7,120.00	3,769.15	3,769.15	52.94	0.00	3,350.85	47.06
Garbage														
090-00000-0-00000-82000-55006-0-0000								8,010.00	4,922.99	4,922.99	61.50	0.00	3,087.01	38.54
TOTAL: 55006								8,010.00	4,922.99	4,922.99	61.46	0.00	3,087.01	38.54
Propane														
090-00000-0-00000-82000-55007-0-0000								21,360.00	4,708.43	4,708.43	22.00	0.00	16,651.57	77.96
TOTAL: 55007								21,360.00	4,708.43	4,708.43	22.04	0.00	16,651.57	77.96
Rentals, Leases, Repairs and Non-Capitalized Improvements														
090-00000-0-00000-27000-56000-0-0000						C		0.00	0.00	0.00	0.00	0.00	0.00	0.00
090-00000-0-00000-72000-56000-0-0000								0.00	1,140.48	1,140.48	0.00	0.00	(1,140.48)	0.00
090-00000-0-00000-81100-56000-0-0000								40,000.00	30,742.99	30,742.99	76.90	0.00	9,257.01	23.14
090-00000-0-00000-82000-56000-0-0000								50,000.00	38,736.88	38,736.88	77.50	0.00	11,263.12	22.53
090-00000-0-11100-10000-56000-0-0000								5,000.00	4,086.04	4,086.04	81.70	0.00	913.96	18.28
090-07230-0-00000-36000-56000-0-0000								41,000.00	11,999.35	11,999.35	29.30	28,790.02	210.63	0.51

BUDGET REPORT

FY: 2023

1:07:40PM

FROM: 7/1/2022 TO 6/30/2023

FUND: 090 - Charter Schools Special Revenue Fund

						UNENCUMBERED								
FD	RE	PY	GO	FN	OB	SI	L2	Working	Current	Year To Date	%	Encumbered	Balance	%
090	90570	0	00000	81100	56000	0	0000	7,400.00	7,315.80	7,315.80	98.90	0.00	84.20	1.14
090	90570	0	00000	85000	56000	0	0000	1,800.00	1,779.99	1,779.99	98.90	0.00	20.01	1.11
TOTAL: 56000								145,200.00	95,801.53	95,801.53	65.98	28,790.02	20,608.45	14.19
Professional/Consulting Services and Operating Expenditures														
090	00000	0	00000	21000	58000	0	0000	445.00	133.50	133.50	30.00	0.00	311.50	70.00
090	00000	0	00000	24200	58000	0	0000	0.00	0.00	0.00	0.00	0.00	0.00	0.00
090	00000	0	00000	27000	58000	0	0000	13,000.00	7,791.50	7,791.50	59.90	0.00	5,208.50	40.07
090	00000	0	00000	27000	58000	0	0205	7,565.00	7,376.15	7,376.15	97.50	0.00	188.85	2.50
090	00000	0	00000	27000	58000	0	0206	1,200.00	1,112.50	1,112.50	92.70	0.00	87.50	7.29
090	00000	0	00000	31200	58000	0	0000	0.00	0.00	0.00	0.00	0.00	0.00	0.00
090	00000	0	00000	31400	58000	0	0000	30,500.00	4,612.61	4,612.61	15.10	30,000.00	(4,112.61)	0.00
090	00000	0	00000	36000	58000	0	0000	404.00	0.00	0.00	0.00	0.00	404.00	100.00
090	00000	0	00000	72000	58000	0	0000	35,000.00	32,748.45	32,748.45	93.60	0.00	2,251.55	6.43
090	00000	0	00000	72000	58000	0	0208	3,800.00	3,738.00	3,738.00	98.40	0.00	62.00	1.63
090	00000	0	00000	73000	58000	0	0000	0.00	0.00	0.00	0.00	0.00	0.00	0.00
090	00000	0	00000	77000	58000	0	0000	0.00	0.00	0.00	0.00	0.00	0.00	0.00
090	00000	0	00000	77000	58000	0	0306	9,884.68	0.00	0.00	0.00	0.00	9,884.68	100.00
090	00000	0	00000	81100	58000	0	0000	15,000.00	8,794.47	8,794.47	58.60	0.00	6,205.53	41.37
090	00000	0	00000	82000	58000	0	0000	2,000.00	2,692.25	2,692.25	134.60	0.00	(692.25)	0.00
090	00000	0	11100	10000	58000	0	0000	42,000.00	41,201.98	41,201.98	98.10	0.00	798.02	1.90
090	07200	0	00000	24203	58000	0	0202	2,225.00	0.00	0.00	0.00	0.00	2,225.00	100.00
090	07200	0	00000	31400	58000	0	0000	0.00	0.00	0.00	0.00	0.00	0.00	0.00
090	07200	0	00000	72000	58000	0	0000	0.00	0.00	0.00	0.00	0.00	0.00	0.00
090	07200	0	11100	10000	58000	0	0000	0.00	0.00	0.00	0.00	0.00	0.00	0.00
090	07200	0	11100	10000	58000	0	0102	0.00	0.00	0.00	0.00	0.00	0.00	0.00
090	07200	0	11100	10000	58000	0	0108	19,000.00	18,812.37	18,812.37	99.00	0.00	187.63	0.99
090	07200	0	11100	10000	58000	0	0109	0.00	0.00	0.00	0.00	0.00	0.00	0.00
090	07200	0	11100	10000	58000	0	0304	0.00	0.00	0.00	0.00	0.00	0.00	0.00
090	07200	0	11100	24200	58000	0	0000	0.00	0.00	0.00	0.00	0.00	0.00	0.00
090	07230	0	00000	36000	58000	0	0000	3,000.00	0.00	0.00	0.00	0.00	3,000.00	100.00
090	11000	0	11100	10000	58000	0	0309	5,162.00	4,469.58	4,469.58	86.60	0.00	692.42	13.41
090	11000	0	11100	41000	58000	0	0203	890.00	0.00	0.00	0.00	0.00	890.00	100.00
090	30100	0	11100	10000	58000	0	0000	0.00	0.00	0.00	0.00	0.00	0.00	0.00
090	32120	0	11100	10000	58000	0	0000	5,000.00	4,494.50	4,494.50	89.90	0.00	505.50	10.11
090	32130	0	11100	10000	58000	0	0000	2,000.00	1,899.00	1,899.00	95.00	0.00	101.00	5.05
090	32140	0	11100	10000	58000	0	0114	3,954.00	0.00	0.00	0.00	0.00	3,954.00	100.00
090	32160	0	11100	10000	58000	0	0000	0.00	0.00	0.00	0.00	0.00	0.00	0.00
090	40350	0	11100	10000	58000	0	0102	0.00	0.00	0.00	0.00	0.00	0.00	0.00

BUDGET REPORT

FY: 2023

1:07:40PM

FROM: 7/1/2022 TO 6/30/2023

FUND: 090 - Charter Schools Special Revenue Fund

						UNENCUMBERED								
FD	RE	PY	GO	FN	OB	SI	L2	Working	Current	Year To Date	%	Encumbered	Balance	%
090-40350-3-11100-10000-58000-0-0102								9,064.00	0.00	0.00	0.00	0.00	9,064.00	100.00
090-58126-0-11100-10000-58000-0-0000								2,670.00	2,670.00	2,670.00	100.00	0.00	0.00	0.00
090-62660-0-11100-10000-58000-0-0113								9,000.00	8,971.20	8,971.20	99.70	0.00	28.80	0.32
090-74260-0-11100-10000-58000-0-0304								0.00	0.00	0.00	0.00	0.00	0.00	0.00
090-90570-0-00000-27000-58000-0-0000								0.00	0.00	0.00	0.00	0.00	0.00	0.00
							TOTAL: 58000	222,763.68	151,518.06	151,518.06	68.02	30,000.00	41,245.62	18.52
Communications														
090-00000-0-00000-82000-59000-0-0000								46,000.00	17,322.61	17,322.61	37.70	0.00	28,677.39	62.34
							TOTAL: 59000	46,000.00	17,322.61	17,322.61	37.66	0.00	28,677.39	62.34
Communications - E Rate Discount (Abatement)														
090-00000-0-00000-82000-59001-0-0000								(30,250.00)	0.00	0.00	0.00	0.00	(30,250.00)	100.00
							TOTAL: 59001	(30,250.00)	0.00	0.00	0.00	0.00	(30,250.00)	100.00
Communications - Telephone														
090-00000-0-00000-82000-59003-0-0000								8,900.00	4,154.70	4,154.70	46.70	0.00	4,745.30	53.32
							TOTAL: 59003	8,900.00	4,154.70	4,154.70	46.68	0.00	4,745.30	53.32
Communications - Postage														
090-00000-0-00000-72000-59004-0-0000								1,400.00	983.70	983.70	70.30	0.00	416.30	29.74
090-00000-0-00000-82000-59004-0-0000							C	0.00	0.00	0.00	0.00	0.00	0.00	0.00
							TOTAL: 59004	1,400.00	983.70	983.70	70.26	0.00	416.30	29.74
							TOTAL: 50000	598,513.68	388,676.91	388,676.91	64.94	59,748.55	150,088.22	25.08
Equipment														
090-00000-0-00000-82000-64000-0-0000								0.00	0.00	0.00	0.00	0.00	0.00	0.00
090-58126-0-11100-10000-64000-0-0000							C	0.00	0.00	0.00	0.00	0.00	0.00	0.00
							TOTAL: 64000	0.00	0.00	0.00	0.00	0.00	0.00	0.00
							TOTAL: 60000	0.00	0.00	0.00	0.00	0.00	0.00	0.00
Other Tuition, Excess Costs, and/or Deficits Payments to COE														
090-00000-0-00000-92000-71420-0-0000								0.00	0.00	0.00	0.00	0.00	0.00	0.00
							TOTAL: 71420	0.00	0.00	0.00	0.00	0.00	0.00	0.00
Transfers of Indirect Costs														
090-00000-0-00000-72100-73100-0-0000								0.00	0.00	0.00	0.00	0.00	0.00	0.00
090-30100-0-00000-72100-73100-0-0000								0.00	0.00	0.00	0.00	0.00	0.00	0.00
							TOTAL: 73100	0.00	0.00	0.00	0.00	0.00	0.00	0.00

BUDGET REPORT

FY: 2023

1:07:40PM

FROM: 7/1/2022 TO 6/30/2023

FUND: 090 - Charter Schools Special Revenue Fund

FD	RE	PY	GO	FN	OB	SI	L2	Working	Current	Year To Date	%	UNENCUMBERED		
												Encumbered	Balance	%
Debt Service - Interest														
								4,994.00	4,993.43	4,993.43	100.00	0.00	0.57	0.01
								4,994.00	4,993.43	4,993.43	99.99	0.00	0.57	0.01
							TOTAL: 74380							
Other Debt Service - Principal														
								22,711.00	22,710.49	22,710.49	100.00	0.00	0.51	0.00
								22,711.00	22,710.49	22,710.49	100.00	0.00	0.51	0.00
							TOTAL: 74390							
							TOTAL: 70000	27,705.00	27,703.92	27,703.92	100.00	0.00	1.08	0.00
							TOTAL EXPENSES:	4,140,654.48	2,111,079.11	2,111,079.11	50.98	71,500.83	1,958,074.54	47.29

BUDGET REPORT

BDG113

1/6/2023

FY: 2023

1:07:40PM

FROM: 7/1/2022 TO 6/30/2023

FUND: 090 - Charter Schools Special Revenue Fund

								UNENCUMBERED						
FD	RE	PY	GO	FN	OB	SI	L2	Working	Current	Year To Date	%	Encumbered	Balance	%

SUMMARY FOR 090 - CHARTER SCHOOLS SPECIAL REVENUE FUND

		Current	Year To Date	%	Encumbered	Balance	%
TOTAL: INCOME	4,045,952.00	1,622,609.18	1,622,609.18	40.10	0.00	2,423,342.82	59.90
TOTAL: 1000-5000	4,112,949.48	2,083,375.19	2,083,375.19	50.65	71,500.83	1,958,073.46	47.61
TOTAL: 1000-6000	4,112,949.48	2,083,375.19	2,083,375.19	50.65	71,500.83	1,958,073.46	47.61
TOTAL: EXPENSES	4,140,654.48	2,111,079.11	2,111,079.11	50.98	71,500.83	1,958,074.54	47.29



SEQUOIA UNION | **ELEMENTARY SCHOOL**

6. CONSENT ACTION ITEMS – 6.3 Cafeteria Report

BUDGET REPORT

FY: 2023

1:09:33PM

FROM: 7/1/2022 TO 6/30/2023

FUND: 130 - Cafeteria Special Revenue Fund

FD	RE	PY	GO	FN	OB	SI	L2	UNENCUMBERED							
								Working	Current	Year To Date	%	Encumbered	Balance	%	
Child Nutrition Programs															
								130-53100-0-00000-00000-82200-0-0000	175,000.00	31,721.16	31,721.16	18.10	0.00	143,278.84	81.87
								TOTAL: 82200	175,000.00	31,721.16	31,721.16	18.13	0.00	143,278.84	81.87
Child Nutrition															
								130-53100-0-00000-00000-85200-0-0000	20,000.00	0.00	0.00	0.00	0.00	20,000.00	100.00
								TOTAL: 85200	20,000.00	0.00	0.00	0.00	0.00	20,000.00	100.00
Food Service Sales															
								130-53100-0-00000-00000-86340-0-0000	1,000.00	678.00	678.00	67.80	0.00	322.00	32.20
								TOTAL: 86340	1,000.00	678.00	678.00	67.80	0.00	322.00	32.20
Interest															
								130-53100-0-00000-00000-86600-0-0000	250.00	76.33	76.33	30.50	0.00	173.67	69.47
								TOTAL: 86600	250.00	76.33	76.33	30.53	0.00	173.67	69.47
Net Increase (Decrease) in the Fair Value of Investments															
								130-53100-0-00000-00000-86620-0-0000	0.00	862.78	862.78	0.00	0.00	(862.78)	0.00
								TOTAL: 86620	0.00	862.78	862.78	0.00	0.00	(862.78)	0.00
All Other Local Revenue															
								130-53100-0-00000-00000-86990-0-0000	50.00	4.56	4.56	9.10	0.00	45.44	90.88
								TOTAL: 86990	50.00	4.56	4.56	9.12	0.00	45.44	90.88
To Cafeteria Fund, From General Fund															
								130-53100-0-00000-00000-89160-0-0000	0.00	0.00	0.00	0.00	0.00	0.00	0.00
								TOTAL: 89160	0.00	0.00	0.00	0.00	0.00	0.00	0.00
								TOTAL: 80000	196,300.00	33,342.83	33,342.83	16.99	0.00	162,957.17	83.01
								TOTAL INCOME:	196,300.00	33,342.83	33,342.83	16.99	0.00	162,957.17	83.01
Classified Support Salaries															
								130-53100-0-00000-37000-22000-0-0000	22,091.00	10,378.60	10,378.60	47.00	0.00	11,712.40	53.02
								TOTAL: 22000	22,091.00	10,378.60	10,378.60	46.98	0.00	11,712.40	53.02
Classified Support Salaries - Auxilary															
								130-53100-0-00000-37000-22003-0-0000	750.00	0.00	0.00	0.00	0.00	750.00	100.00
								TOTAL: 22003	750.00	0.00	0.00	0.00	0.00	750.00	100.00
Classified Supervisors' and Administrators' Salaries															

BUDGET REPORT

FY: 2023

1:09:33PM

FROM: 7/1/2022 TO 6/30/2023

FUND: 130 - Cafeteria Special Revenue Fund

						UNENCUMBERED								
FD	RE	PY	GO	FN	OB	SI	L2	Working	Current	Year To Date	%	Encumbered	Balance	%
130-53100-0-00000-37000-23000-0-0000								44,163.00	22,699.47	22,699.47	51.40	0.00	21,463.53	48.60
TOTAL: 23000								44,163.00	22,699.47	22,699.47	51.40	0.00	21,463.53	48.60
TOTAL: 20000								67,004.00	33,078.07	33,078.07	49.37	0.00	33,925.93	50.63
Public Employees` Retirement System, classified positions														
130-53100-0-00000-37000-32020-0-0000								15,185.00	5,445.23	5,445.23	35.90	0.00	9,739.77	64.14
TOTAL: 32020								15,185.00	5,445.23	5,445.23	35.86	0.00	9,739.77	64.14
Social Security/Medicare/Alternative, classified positions														
130-53100-0-00000-37000-33020-0-0000								0.00	0.00	0.00	0.00	0.00	0.00	0.00
TOTAL: 33020								0.00	0.00	0.00	0.00	0.00	0.00	0.00
OASDI, classified positions														
130-53100-0-00000-37000-33022-0-0000								3,711.00	2,050.82	2,050.82	55.30	0.00	1,660.18	44.74
TOTAL: 33022								3,711.00	2,050.82	2,050.82	55.26	0.00	1,660.18	44.74
Medicare, classified positions														
130-53100-0-00000-37000-33023-0-0000								868.00	479.66	479.66	55.30	0.00	388.34	44.74
TOTAL: 33023								868.00	479.66	479.66	55.26	0.00	388.34	44.74
Health & Welfare Benefits, classified positions														
130-53100-0-00000-37000-34020-0-0000								17,100.00	8,695.80	8,695.80	50.90	0.00	8,404.20	49.15
TOTAL: 34020								17,100.00	8,695.80	8,695.80	50.85	0.00	8,404.20	49.15
State Unemployment Insurance, classified positions														
130-53100-0-00000-37000-35020-0-0000								300.00	165.38	165.38	55.10	0.00	134.62	44.87
TOTAL: 35020								300.00	165.38	165.38	55.13	0.00	134.62	44.87
Worker`s Compensation Insurance, classified positions														
130-53100-0-00000-37000-36020-0-0000								1,023.00	536.88	536.88	52.50	0.00	486.12	47.52
TOTAL: 36020								1,023.00	536.88	536.88	52.48	0.00	486.12	47.52
TOTAL: 30000								38,187.00	17,373.77	17,373.77	45.50	0.00	20,813.23	54.50
Materials and Supplies														
130-53100-0-00000-37000-43000-0-0000								5,000.00	5,293.77	5,293.77	105.90	0.00	(293.77)	0.00
TOTAL: 43000								5,000.00	5,293.77	5,293.77	105.88	0.00	(293.77)	0.00
Non-Capitalized Equipment														
130-53100-0-00000-37000-44000-0-0000								0.00	0.00	0.00	0.00	0.00	0.00	0.00
TOTAL: 44000								0.00	0.00	0.00	0.00	0.00	0.00	0.00

BUDGET REPORT

FY: 2023

1:09:33PM

FROM: 7/1/2022 TO 6/30/2023

FUND: 130 - Cafeteria Special Revenue Fund

FD	RE	PY	GO	FN	OB	SI	L2	Working	Current	Year To Date	%	UNENCUMBERED		
												Encumbered	Balance	%
Food														
								60,000.00	28,407.67	28,407.67	47.30	26,042.38	5,549.95	9.25
								TOTAL: 47000	60,000.00	28,407.67	47.35	26,042.38	5,549.95	9.25
								TOTAL: 40000	65,000.00	33,701.44	51.85	26,042.38	5,256.18	8.09
Travel and Conferences														
								200.00	126.90	126.90	63.50	0.00	73.10	36.55
								TOTAL: 52000	200.00	126.90	63.45	0.00	73.10	36.55
Rentals, Leases, Repairs and Non-Capitalized Improvements														
								0.00	0.00	0.00	0.00	0.00	0.00	0.00
							C	5,000.00	4,497.93	4,497.93	90.00	0.00	502.07	10.04
								TOTAL: 56000	5,000.00	4,497.93	89.96	0.00	502.07	10.04
								TOTAL: 50000	5,200.00	4,624.83	88.94	0.00	575.17	11.06
TOTAL EXPENSES:								175,391.00	88,778.11	88,778.11	50.62	26,042.38	60,570.51	34.53

BUDGET REPORT

BDG113

1/6/2023

FY: 2023

1:09:33PM

FROM: 7/1/2022 TO 6/30/2023

FUND: 130 - Cafeteria Special Revenue Fund

								UNENCUMBERED						
FD	RE	PY	GO	FN	OB	SI	L2	Working	Current	Year To Date	%	Encumbered	Balance	%

SUMMARY FOR 130 - CAFETERIA SPECIAL REVENUE FUND

		Current	Year To Date	%	Encumbered	Balance	%
TOTAL: INCOME	196,300.00	33,342.83	33,342.83	16.99	0.00	162,957.17	83.01
TOTAL: 1000-5000	175,391.00	88,778.11	88,778.11	50.62	26,042.38	60,570.51	34.53
TOTAL: 1000-6000	175,391.00	88,778.11	88,778.11	50.62	26,042.38	60,570.51	34.53
TOTAL: EXPENSES	175,391.00	88,778.11	88,778.11	50.62	26,042.38	60,570.51	34.53



SEQUOIA UNION | **ELEMENTARY SCHOOL**

6. CONSENT ACTION ITEMS – 6.4 Enrollment Report Charter

Attendance Summary By Grade

Sequoia Union Charter School 12/19/2022 to 01/27/2023 = 18 school days

Grade Level	Carry Fwd	Gain	Mult Gain	Loss	Ending	Actual Days	OffTrack	Days N/E	Days Absent	Days Attd	ADA	ADA %
0	56	1	0	0	57	1026	0	0	0.00	1026.00	57.00	100.00%
Subtotal	56	1	0	0	57	1026	0	0	0.00	1026.00	57.00	100.00%
1	32	3	0	0	35	630	0	0	0.00	630.00	35.00	100.00%
2	39	2	0	0	41	738	0	0	0.00	738.00	41.00	100.00%
3	38	1	0	0	39	702	0	1	0.00	701.00	38.94	100.00%
Subtotal	109	6	0	0	115	2070	0	1	0.00	2069.00	114.94	100.00%
4	38	1	0	0	39	702	0	0	0.00	702.00	39.00	100.00%
5	40	1	0	0	41	738	0	1	0.00	737.00	40.94	100.00%
6	48	0	0	0	48	864	0	0	0.00	864.00	48.00	100.00%
Subtotal	126	2	0	0	128	2304	0	1	0.00	2303.00	127.94	100.00%
7	36	1	0	0	37	666	0	-17	0.00	683.00	37.94	100.00%
Subtotal	36	1	0	0	37	666	0	-17	0.00	683.00	37.94	100.00%
Grand Total	327	10	0	0	337	6066	0	-15	0.00	6081.00	337.82	100.00%

To the best of my knowledge,
the above attendance information is correct.

Signed _____

Date _____

Report Calculations

((Carry Fwd + Gain - Mult. Gain) X School Days) = Actual Days

Actual Days - (Off Track + Days N/E + Days Absent) = Days Attd

[Days Attd / (Actual Days - Off Track - Days N/E)] X 100 = ADA%

[Note: Multiple gains are for students that entered more than one time during the report time span.



SEQUOIA UNION | **ELEMENTARY SCHOOL**

6. CONSENT ACTION ITEMS – 6.5 Enrollment Report District

Attendance Summary By Grade

Sequoia Union Elementary School 12/19/2022 to 01/27/2023 = 18 school days

Grade Level	Carry Fwd	Gain	Mult Gain	Loss	Ending	Actual Days	OffTrack	Days N/E	Days Absent	Days Attd	ADA	ADA %
8	41	1	0	0	42	756	0	0	0.00	756.00	42.00	100.00%
Subtotal	41	1	0	0	42	756	0	0	0.00	756.00	42.00	100.00%
Grand Total	41	1	0	0	42	756	0	0	0.00	756.00	42.00	100.00%

To the best of my knowledge,
the above attendance information is correct.

Signed _____

Date _____

Report Calculations

$((\text{Carry Fwd} + \text{Gain} - \text{Mult. Gain}) \times \text{School Days}) = \text{Actual Days}$

$\text{Actual Days} - (\text{Off Track} + \text{Days N/E} + \text{Days Absent}) = \text{Days Attd}$

$[\text{Days Attd} / (\text{Actual Days} - \text{Off Track} - \text{Days N/E})] \times 100 = \text{ADA\%}$

[Note: Multiple gains are for students that entered more than one time during the report time span.]



SEQUOIA UNION | **ELEMENTARY SCHOOL**

6. CONSENT ACTION ITEMS – 6.6 Payroll Report

PAYROLL PRELIST

12/21/2022

Regular Payroll - 12/29/2022 5:56:00AM

Payroll Status

CLASSIFIED

FINALIZED

CLASSIFIED PAYROLL PRELIST AUDIT TOTALS

RECEIVING CHECKS:	4			REGULAR FUNDED:	21	SUI=1
APD TO CHECKING:	16	STARTING APD CHECKING NEXT MONTH:	0	FEDERAL FUNDED:	0	SUI=2
APD TO SAVING:	1	STARTING APD SAVING NEXT MONTH:	0	CETA FUNDED:	0	SUI=3
TOTAL GETTING PAID:	21			NON-SUI:	0	SUI=0

PAYROLL TOTALS

Monthly Gross		Hourly Gross		Hourly and Daily Gross		Total Gross	
NML	66,326.39	NML	2,881.16	NML	2,881.16	NML	69,207.55
LNG	1,001.00	Total	2,881.16	Total	2,881.16	LNG	1,001.00
OSP	22,965.47					OSP	22,965.47
SPL	3,000.00					SPL	3,000.00
Total	93,292.86					Total	96,174.02

OVERTIME TOTALS

NON-NML Total:	26,966.47	0.00	0.00	0.00	26,966.47
Total:	93,292.86	0.00	2,881.16	2,881.16	96,174.02
DOCKS:	0.00	DEFERRED HELD:	1,329.15	DEFERRED PAID:	0.00
				TAX ADJ:	0.00
				WORK COMP:	0.00

PAYROLL PRELIST

12/21/2022

Regular Payroll - 12/29/2022 5:56:00AM

Payroll Status

FINALIZED

DISTRICT PAYROLL PRELIST AUDIT TOTALS

RECEIVING CHECKS: 4
 APD TO CHECKING: 37
 APD TO SAVING: 2
 TOTAL GETTING PAID: 43

STARTING APD CHECKING NEXT MONTH: 0
 STARTING APD SAVING NEXT MONTH: 0

REGULAR FUNDED: 43 SUI=1
 FEDERAL FUNDED: 0 SUI=2
 CETA FUNDED: 0 SUI=3
 NON-SUI: 0 SUI=0

PAYROLL TOTALS

	Monthly Gross		Hourly Gross		Hourly and Daily Gross		Total Gross
NML	214,071.78	NML	2,881.16	NML	2,881.16	NML	216,952.94
LNG	1,001.00	Total	2,881.16	Total	2,881.16	LNG	1,001.00
OSP	65,883.74					OSP	65,883.74
SPL	7,173.64					SPL	7,173.64
UGD	418.19					UGD	418.19
Total	288,548.35					Total	291,429.51

OVERTIME TOTALS

NON-NML Total:	74,476.57	0.00	0.00	0.00	74,476.57
Total:	288,548.35	0.00	2,881.16	2,881.16	291,429.51
DOCKS:	0.00	DEFERRED HELD: 13,788.74	DEFERRED PAID: 0.00	TAX ADJ: 0.00	WORK COMP: 0.00

The School District hereby orders that payment be made to the employees listed in the above Payroll Final. The detail listing of such employees is available on the payroll system. The County Office Of Education is also ordered to transfer the amounts from the indicated funds of the district to the Check Clearing Fund in order that checks may be drawn from a single revolving fund (Education Code 42631 & 42634).


 Authorized Signature

12/21/22
 Date



SEQUOIA UNION | **ELEMENTARY SCHOOL**

6. CONSENT ACTION ITEMS – 6.7 Vendor Payment Report

Accounts Payable Final PreList - 12/1/2022 4:04:45PM

*** FINAL ***

Batch No 292

Audit

Vendor No	Vendor Name	Reference Number	Invoice Date	PO #	Invoice No	Separate Check	Account Code	Amount	Flag	EFT
							Batch No 292	Total Accounts Payable:	\$10,230.06	

The School District hereby orders that payment be made to each of the above vendors in the amounts indicated on the preceding Accounts Payable Final totaling 10,230.06 and the County Office of Education transfer the amounts from the indicated funds of the district to the Check Clearing Fund in order that checks may be drawn from a single revolving fund (Education Code 42631 & 42634).



 Authorizing Signature

12-01-22

 Date

Fund Summary	Total
010	\$4,084.65
090	\$5,526.05
130	\$619.36
Total	\$10,230.06

Accounts Payable Final PreList - 12/7/2022 5:39:34PM

*** FINAL ***

Batch No 293
Audit

Vendor No	Vendor Name	Reference Number	Invoice Date	PO #	Invoice No	Separate Check	Account Code	Amount	Flag	EFT
Batch No 293							Total Accounts Payable:	\$115,187.26		

The School District hereby orders that payment be made to each of the above vendors in the amounts indicated on the preceding Accounts Payable Final totaling 115,187.26 and the County Office of Education transfer the amounts from the indicated funds of the district to the Check Clearing Fund in order that checks may be drawn from a single revolving fund (Education Code 42631 & 42634).



 Authorizing Signature

12/7/22

 Date

Fund Summary	Total
010	\$91,913.02
090	\$20,372.79
130	\$2,901.45
Total	\$115,187.26

Accounts Payable Final PreList - 12/20/2022 1:55:26PM

*** FINAL ***

Batch No 294

Audit

Vendor No	Vendor Name	Reference Number	Invoice Date	PO #	Invoice No	Separate Check	Account Code	Amount	Flag	EFT
Batch No 294								Total Accounts Payable:	\$30,424.01	

The School District hereby orders that payment be made to each of the above vendors in the amounts indicated on the preceding Accounts Payable Final totaling 30,424.01 and the County Office of Education transfer the amounts from the indicated funds of the district to the Check Clearing Fund in order that checks may be drawn from a single revolving fund (Education Code 42631 & 42634).



12-20-22

Authorizing Signature

Date

Fund Summary	Total
010	\$5,193.40
090	\$23,196.89
130	\$2,033.72
Total	\$30,424.01



SEQUOIA UNION | ELEMENTARY SCHOOL

Mr. Ken Horn
Superintendent/Principal

7. OTHER ACTION ITEMS: 7.1 – Approve the Minutes of the December 6, 2022 Regular Board Meeting

Small School, Big Heart

23958 AVE 324/P.O. Box 44260
LEMON COVE, CA 93244-4260

PHONE: 559-564-2106
FAX 559-564-2136



Mr. Ken Horn
Superintendent/Principal

MINUTES - SEQUOIA UNION BOARD OF TRUSTEES REGULAR BOARD MEETING

THURSDAY, December 6, 2022

6:00pm

AGENDA

ATTENDANCE

Board Members <i>Present</i>	Lane Anderson, Board President Brad Ward, Clerk Nicole Ray, Member Cody Bogan, Member Jon Cotta
Board Members <i>Absent</i>	None
Staff Members <i>Present</i>	Ken Horn, Superintendent/Principal Edgardo Monroy, Business Manager

OPENING BUSINESS

1. CALL TO ORDER

1.1 Regular Board meeting on December 6, 2022 was called to order at 6:00 pm by President Lane Anderson. All Board members were present in the Gymnasium at Sequoia Union Elementary, 23958 Ave 324, Lemon Cove, CA 93244.

2. FLAG SALUTE

2.1 Board President, Lane Anderson led the flag salute.

3. APPROVAL OF AGENDA

3.1 Motion by Trustee Cody Bogan, **seconded** by Trustee Nicole Ray, to approve the agenda, **Motion carried 5-0.**

Vote:

Ayes: Cody Bogan, Nicole Ray, Jon Cotta, Brad Ward, and Lane Anderson

Noes: None

Small School, Big Heart



Mr. Ken Horn
Superintendent/Principal

4. COMMENTS FROM THE PUBLIC

Board President, Lane Anderson announced there are no public comments. Mr. Horn reported no online public comments at of 5:30pm.

5. PUBLIC HEARING: Draft Preliminary Environmental Assessment

5.1 Public Hearing

Board President, Lane Anderson announced that the Draft Preliminary Environmental Assessment Report commenced at 6:03pm.

Mr. Horn reported it's been received from Padre Engineering and posted at the district office, website, and Exeter Library. The public comment period began on Nov 22-Dec 21. The results where "No further action required", no containment's where identified, no public comment on the PDA report, any comments on the board?

Board President, Lane Anderson announced there are no comments from the public or the board, the public hearing has closed at 6:04pm.

Mr. Horn will submit a letter to the department of toxic substance control documenting the completion of the public notice requirements on letter head.

6. DISCUSSION & REPORT

6.1 Superintendent Report

Mr. Horn reported students have been practicing for the winter program, once a day K-5th grade. The Christmas program is on Thursday, December 15th, 12 days of Christmas dress up. Mr. Horn shared photos of the greenhouse. Middle school Ag class did a pumpkin identification. Tables and benches are in. Different companies have come to give us quotes on the damage of our irrigation on campus. Cottonwood trees around the playground are causing a safety hazard and need to be removed. Next board meeting we will bring a quote to remove the trees. The Parent Guild is going to pay to build a shade structure of the playground.

Trustee, Nicole Ray asked is there a draw back if the cost is too much to remove the trees, can we have parents volunteer to get them removed?

6.2 California Proposition 28 Arts and Music in School Funding Guarantee and Accountability Act

Mr. Horn reported on the on the November election Prop 28. Begging next year art music in public schools. Each school site will need develop a plan and will present to the board. Charter school allocation estimate is \$50,447 annually and the Elementary is \$5,900 total \$56,357. This will help pay for a full time teacher, curriculum, and instruments.

Small School, Big Heart



Mr. Ken Horn
Superintendent/Principal

6.3 P.T.C. Report

Mr. Horn reported they are remodeling the staff lounge, discounting contract with Pepsi cola, they are buying a new refrigerator, giving more money to the 8th grade trip, getting a quote trim for the buildings and poles.

6.4 Business Report

Edgardo reported ADA enrollment will be changing the title. What was budgeted on ADA and where we are as of 12/2/22. Current enrollment 372, new family will be starting in Jan with 4 students and another family of 2.

7. CONSENT ACTION ITEMS

7.1 Budget Report District

7.2 Budget Report Charter

7.3 Cafeteria Report

7.4 Enrollment Report Charter

7.5 Enrollment Report District

7.6 Payroll Report

7.7 Vendor Payment Report

Edgardo reported on the following consent action items 7.1-7.7.

*Motion by Trustee, Nicole Ray, **seconded** by Cody Bogan Trustee, to approve the Consent Action Items 7.1-7.7, **Motion carried 5-0.***

Vote:

Ayes: Cody Bogan, Nicole Ray, Jon Cotta, Brad Ward, and Lane Anderson

Noes: None

8. OTHER ACTION ITEMS

8.1 Approve the Minutes of November 10, 2022 Regular Board Meeting

*Motion by Trustee Nicole Ray, **seconded** by Trustee Brad Ward, to approve the Board Minutes of November 10, 2022, **Motion carried 5-0.***

Vote:

Ayes: Cody Bogan, Nicole Ray, Jon Cotta, Brad Ward, and Lane Anderson

Noes: None

8.2 Approve the Inter-District Transfers Out

*Motion by Trustee Nicole Ray, **seconded** by Trustee Cody Bogan, to approve the Inter-District Transfers Out, **Motion carried 5-0.***

Vote:

Ayes: Cody Bogan, Nicole Ray, Jon Cotta, Brad Ward, and Lane Anderson

Noes: None

Small School, Big Heart



Mr. Ken Horn
Superintendent/Principal

8.3 Review and Approve the Board Budget Revision

Edgardo reported on the Board Budget Revision. Summary on changes salary increases, expenses, and revenues.

- **District** total revenues increase \$126,000
- Total expenditure's increasing by \$258,000
 - Salaries, benefits, book supplies, and operating expenses
- Projecting to end at \$788,000 budgeted inappropriate fund balance
- **Charter** total revenue increase \$391,000 (new money for the afterschool program \$242,000)
- Total expenditures increase \$519,000 (afterschool program, greenhouse)
- Projecting fund balance \$387,000, beginning fund balance \$445,000

Trustee, Nicole Ray is that number taking into account what becomes part of the district reserve? What's budgeted to be part of the district's reserve.

Edgardo reported that it does not include districts reserve.

Board President, Lane Anderson stated this is not affecting our district reserve.

Trustee, Nicole Ray stated that the salary increase one time monies (retro payment)

*Motion by Trustee Jon Cotta, **seconded** by Trustee Nicole Ray, to approve the Board Budget Revision, **Motion carried 5-0.***

Vote:

Ayes: Cody Bogan, Nicole Ray, Jon Cotta, Brad Ward, and Lane Anderson

Noes: None

8.4 Review and Approve the Mangini Architecture Proposal for the New Construction of the TK/K Building

*Motion by Trustee Nicole Ray, **seconded** by Trustee Jon Cotta, to approve the Mangini Architecture Proposal for the new construction TK/K building, **Motion carried 5-0.***

Vote:

Ayes: Cody Bogan, Nicole Ray, Jon Cotta, Brad Ward, and Lane Anderson

Noes: None

8.5 Approve the A.B. 361 "State of Emergency" Teleconferencing Provisions for the Brown Act

*Motion by Trustee Cody Bogan, **seconded** by Trustee Jon Cotta, to approve the A.B. 361 "State of Emergency" Teleconferencing Provisions for the Brown Act, **Motion carried 5-0.***

Vote:

Ayes: Cody Bogan, Nicole Ray, Jon Cotta, Brad Ward, and Lane Anderson

Noes: None

Small School, Big Heart



Mr. Ken Horn
Superintendent/Principal

8.6 Review and Approve the California Community Schools Partnership Program Planning Grant.

Mr. Horn is asking to apply for this grant \$200,000 grant it has a 33% match which would be \$66,000. This could be used for; afterschool program, TK, behavioral help, school climate surveys, and counseling. We would have to write the grant and submit it by January and we would find out in March if we get it. Monies would be used in the 2023-24 school year.

Trustee, Cody Bogan asked is this one of those match programs where we put the money out and we absorb the money back?

Mr. Horn we spend \$66,000 to get \$134,000. We still need to apply, there is no out of pocket cost.

Trustee, Nicole Ray is the total of the grant or is this what is available?

Mr. Horn stated that this is what we would get if we got selected.

*Motion by Trustee Cody Bogan, **seconded** by Trustee Jon Cotta, to approve the California Community Schools Partnership Program Planning Grant, **Motion carried 5-0.***

Vote:

Ayes: Cody Bogan, Nicole Ray, Jon Cotta, Brad Ward, and Lane Anderson

Noes: None

9. ORGANIZATIONAL BUSINESS

9.1 Consideration of Agenda Items for the Board Wishes to Discuss in Future Meetings

Board President, Lane Anderson would like in the January meeting have input of the AG Advisory committee how big this committee should be.

Trustee, Nicole Ray asked if the staff given input and looked at the plans?

Mr. Horn said they have looked at them and will continue be at the monthly meetings.

Board President Lane Anderson, thanked Trustee, Brad Ward for his 16 years of service on the board.

*Motion by Trustee Cody Bogan, **seconded** by Trustee Brad Ward, to go out of Opens Session and into Closed Session, **Motion carried 5-0.***

Vote:

Ayes: Cody Bogan, Nicole Ray, Jon Cotta, Brad Ward, and Lane Anderson

Noes: None

10. CLOSED SESSION

10.1 GOVERNMENT CODE SECTION 54956.9(d)(1) CONFERENCE WITH LEGAL COUNSEL EXISTING LITIGATION CASE# VCU292564; Claimant: Gloria Elizabeth Rossi; Parties: Ken Horn; Sequoia Union Elementary

Small School, Big Heart



SEQUOIA UNION | ELEMENTARY SCHOOL

Mr. Ken Horn
Superintendent/Principal

School; Sequoia Union Elementary School District

10.2 GOVERNMENT CODE SECTION 54957: Public Employee
Discipline/Dismissal/Release/Complaint

10.3 Education Code Sections 35146, 48900 et seq., 48912(b) and 49060 et
seq., and 20 U.S.C. Section 1232g: STUDENT DISCIPLINE OR OTHER
CONFIDENTIAL STUDENT MATTERS

11. ADJOURNMENT

The Board came out of Closed Session at 7:20 pm. Board President Lane Anderson said there is nothing to report out from Closed Session.

*Motion to adjourn meeting by Trustee, Cody Bogan, **seconded** by Trustee, Nicole Ray,
Motion carried.*

Vote:

Ayes: Cody Bogan, Nicole Ray, Jon Cotta, Brad Ward, and Lane Anderson

Noes: None

Meeting adjourned at 7:25 pm by Board President Lane Anderson.

Small School, Big Heart



SEQUOIA UNION | ELEMENTARY SCHOOL

Mr. Ken Horn
Superintendent/Principal

7. OTHER ACTION ITEMS: 7.2 Approve the Minutes of the December 13, 2022 Special Board Meeting

Small School, Big Heart

23958 AVE 324/P.O. Box 44260
LEMON COVE, CA 93244-4260

PHONE: 559-564-2106
FAX 559-564-2136



Mr. Ken Horn
Superintendent/Principal

MINUTES - SEQUOIA UNION BOARD OF TRUSTEES REGULAR BOARD MEETING

TUESDAY, December 13, 2022

6:00pm

AGENDA

ATTENDANCE

Board Members *Present* Lane Anderson, Board President
Nicole Ray, Member
Cody Bogan, Member
Jon Cotta

New Board Member: *Present* Melissa Myers - Clerk

Board Members *Absent* None

Staff Members *Present* Ken Horn, Superintendent/Principal
Edgardo Monroy, Business Manager

OPENING BUSINESS

1. CALL TO ORDER

1.1 Regular Board meeting on December 13, 2022 was called to order at 6:08 pm by President Lane Anderson. All Board members were present in the Gymnasium at Sequoia Union Elementary, 23958 Ave 324, Lemon Cove, CA 93244.

2. FLAG SALUTE

2.1 Board President, Lane Anderson led the flag salute.

3. APPROVAL OF AGENDA

3.1 **Motion** by Trustee Cody Bogan, **seconded** by Trustee Jon Cotta, to approve the agenda, **Motion carried 5-0.**

Vote:

Small School, Big Heart



Mr. Ken Horn
Superintendent/Principal

Ayes: Cody Bogan, Nicole Ray, Jon Cotta, Brad Ward, and Lane Anderson
Noes: None

4. COMMENTS FROM THE PUBLIC

Board President, Lane Anderson announced there are no public comments. Mr. Horn reported no online public comments, last comment online on April 22, 2022.

5. Annual Organization Meeting

5.1 Oath of Office for Newly Elected Board Meeting

Lane Anderson, Cody Bogan, and Melissa Myers were elected on November 11, 2022 in Tulare County General Election for the Office of the Governing Board of Sequoia Union. They were sworn in by Mr. Horn for 4 years; to expire on December 11, 2026.

6. Annual Organizational Meeting Action Items

6.1 Election of Officers: President and Vice President

Board President, Lane Anderson opened it up for nominations for President and Vice President/Clerk.

Motion by Trustee Nicole Ray, **seconded** by Trustee Cody Bogan, nominate Lane Anderson as President, **Motion carried 5-0.**

Vote:

Ayes: Cody Bogan, Nicole Ray, Jon Cotta, Brad Ward, Melissa Myers, and Lane Anderson

Noes: None

Board President, Lane Anderson motioned to close nominations

Motion by Trustee Nicole Ray, **seconded** by Trustee Cody Bogan, to close President nomination, **Motion carried 5-0.**

Vote:

Ayes: Cody Bogan, Nicole Ray, Jon Cotta, Brad Ward, Melissa Myers, and Lane Anderson

Noes: None

Lane Anderson accepted President nomination for a one-year term; his second one-year term.

6.2 Election of Officers: Clerk

Board President opened up for nomination for the Office of Vice President/Clerk

Trustee, Cody Bogan, nominates Nicole Ray as Vice President/Clerk

Trustee, Melissa Myers nominates herself as Vice President/Clerk

Trustee, Nicole Ray rescinds her name from nominations

Motion by Trustee Nicole Ray, **seconded** by Trustee Cody Bogan, to close nominations, **Motion carried 5-0.**

Vote:

Small School, Big Heart



Mr. Ken Horn
Superintendent/Principal

Ayes: Cody Bogan, Nicole Ray, Jon Cotta, Brad Ward, Melissa Myers, and Lane Anderson

Noes: None

Board President, Lane Anderson calls for vote in favor for Melissa Myers for Vice President/Clerk

Ayes: Cody Bogan, Nicole Ray, Jon Cotta, Brad Ward, and Lane Anderson

Noes: None

6.3 Review and Approve Authorized Signatures for Calendar Year 2023

Mr. Horn, stated it would be Board President, Clerk, and Superintendent

Motion by Trustee Cody Bogan, **seconded** by Trustee Jon Cotta, to add Lane Anderson, President, Melissa Myers, Vice President/Clerk, and Ken Horn, Superintendent as authorized signers for the 2023 calendar, **Motion carried 5-0.**

Vote:

Ayes: Cody Bogan, Nicole Ray, Jon Cotta, Melissa Myers, and Lane Anderson

Noes: None

6.4 Review and Approve Board Representative to Vote in 2023

Motion by Trustee Cody Bogan, **seconded** by Trustee Jon Cotta, for Melissa Myers, Vice President/Clerk, to approve and vote as Board Representative in 2023, **Motion carried 5-0.**

Vote:

Ayes: Cody Bogan, Nicole Ray, Jon Cotta, Melissa Myers, and Lane Anderson

Noes: None

6.5 Review and Approve Governing Board Information Sheet

Mr. Horn stated the board will need to sign and include the schools address and email.

Motion by Trustee Cody Bogan, **seconded** by Trustee Melissa Myers, to approve the Governing Board Information Sheet, **Motion carried 5-0.**

Vote:

Ayes: Cody Bogan, Nicole Ray, Jon Cotta, Melissa Myers, and Lane Anderson

Noes: None

6.6 Review and Approve S.F. 405 Secretary of Registry

Mr. Horn stated board needs to approve the President, Lane Anderson and the Superintendent, Mr. Horn as signatories.

Motion by Trustee Cody Bogan, **seconded** by Trustee Jon Cotta, to approve S.F. 405 Secretary of Registry, **Motion carried 5-0.**

Vote:

Ayes: Cody Bogan, Nicole Ray, Jon Cotta, Melissa Myers, and Lane Anderson

Noes: None

7. OTHER ACTION ITEMS

Small School, Big Heart



Mr. Ken Horn
Superintendent/Principal

7.1 Review and Approve the First Interim Budget

Edgardo presented on the First Interim Budget. Reviewed the past several years on ADA data for Charter and District.

Revenue Budget \$240,000:

- Afterschool Program Grant
- Additional grants to provide additional services; Arts and Music, Instructional Material Block Grant, Learning Recovery Emergency Grant.
- Insurance Reimbursement (Office Flood)
- LCFF Calculator based on grade level, services provided, unduplicated, and charter versus district students.

Expenditures:

- \$121,000 One Time (Increase in services and operating expensive, plumbing work, water leaks, cost of living adjustment, office flood, bonus payment, retro payment, and increase health and welfare benefit package).

Fund One:

- Charter General Fund (K-7th grade); anticipating deficit was \$9,982 which is a higher deficit now, due to unexpected expensive; tree pruning, and
- District General fund (8th grade) anticipating deficit was \$169,000 is now a little less.

Cafeteria Fund projecting \$20,000

*Motion by Trustee Cody Bogan, **seconded** by Trustee Melissa Myers, to accept the First Interim Budget, **Motion carried 5-0.***

Vote:

*Ayes: Cody Bogan, Nicole Ray, Jon Cotta, Melissa Myers, and Lane Anderson
Noes: None*

7.2 Review and Approve the New and Updated Board Policies, Administrative Regulations, and Uniform Complaint Procedures Related to Sexual Harassment (B.P.-A.R. 5145.7(a); B.P.- 4119.11; A.R. 4119.12; B.P. 4030; A.R. 4031; and B.P.-A.R. 1312.3)

*Motion by Trustee Nicole Ray, **seconded** by Trustee Cody Bogan, to approve the Updated Board Policies and Administrative Regulations B.P.-A.R. 5145.7(a); B.P.- 4119.11; A.R. 4119.12; B.P. 4030; A.R. 4031; and B.P.-A.R. 1312.3.*

Motion carried 5-0.

Vote:

*Ayes: Cody Bogan, Nicole Ray, Jon Cotta, Melissa Myers, and Lane Anderson
Noes: None*

7.3 Review and Approve Senate Bill 1479 requirement for Schools to adopt a

Small School, Big Heart



Mr. Ken Horn
Superintendent/Principal

COVID-19 Testing Plan

*Motion by Trustee Cody Bogan, **seconded** by Trustee Jon Cotta, to approve the updated COVID-19 Testing Plan required by Senate Bill 1479,*

Motion carried 5-0.

Vote:

Ayes: Cody Bogan, Nicole Ray, Jon Cotta, Melissa Myers, and Lane Anderson

Noes: None

7.4 Reapprove the Safe Return to In-Person Instruction and Continuity of Services Plan

Mr. Horn stated that this is required to be reapproved every 6 months with or without changes. Mr. Horn stated this is with no changes.

*Motion by Trustee Jon Cotta, **seconded** by Trustee Melissa Myers, to reapprove the Safe Return to In-Person Instruction and Continuity of Service Plan, **Motion carried 5-0.***

Vote:

Ayes: Cody Bogan, Nicole Ray, Jon Cotta, Melissa Myers and Lane Anderson

Noes: None

7.5 Approve Cottonwood Tree Removal Quote

Mr. Horn reported Pete's Tree service \$3,030 to be completed during the two weeks we are off during winter break.

*Motion by Trustee Cody Bogan, **seconded** by Trustee Jon Cotta, to approve the Cottonwood Tree Removal Quote, **Motion carried 5-0.***

Vote:

Ayes: Cody Bogan, Nicole Ray, Jon Cotta, Melissa Myers, and Lane Anderson

Noes: None

7.6 Approve the School Farm Gate Quote

*Motion by Trustee Cody Bogan, **seconded** by Trustee Jon Cotta, to approve the School Farm Gate Quote, **Motion carried 5-0.***

Vote:

Ayes: Cody Bogan, Nicole Ray, Jon Cotta, Melissa Myers, and Lane Anderson

Noes: None

7.7 Approve Inter-District Transfers Out

Mr. Horn stated these students have been attending Exeter schools.

*Motion by Trustee Cody Bogan, **seconded** by Trustee Jon Cotta, to approve the Inter-District Transfers Out, **Motion carried 5-0.***

Vote:

Small School, Big Heart



Mr. Ken Horn
Superintendent/Principal

Ayes: Cody Bogan, Nicole Ray, Jon Cotta, Melissa Myers, and Lane Anderson
Noes: None

8. OTHER ACTION ITEMS

8.1 Consideration of Agenda Items the Board Wishes to Discuss in the Future Meetings

- Fund 17 History and details
- Ag Advisory Bi-Laws
- Ag Advisory Committee Report
- District Boundary Lines (Map) "Re-draw"

9. CLOSED SESSION

9.1 GOVERNMENT CODE SECTION 54956.9(d)(1) CONFERENCE WITH LEGAL COUNSEL EXISTING LITIGATION CASE# VCU292564; Claimant: Gloria Elizabeth Rossi; Parties: Ken Horn; Sequoia Union Elementary School; Sequoia Union Elementary School District

9.2 GOVERNMENT CODE SECTION 54957: Public Employee Discipline/Dismissal/Release/Complaint

9.3 Education Code Sections 35146, 48900 et seq., 48912(b) and 49060 et seq., and 20 U.S.C. Section 1232g: STUDENT DISCIPLINE OR OTHER CONFIDENTIAL STUDENT MATTERS

10. ADJOURNMENT

Board President Lane Anderson said, *"Nothing to report out of Closed Session."*

*Motion to adjourn meeting by Trustee, Cody Bogan, **seconded** by Trustee, Nicole Ray, **Motion carried.***

Vote: 5-0

Ayes: Cody Bogan, Nicole Ray, Jon Cotta, Melissa Myers, and Lane Anderson

Noes: None

Meeting adjourned at 7:05 pm.

Small School, Big Heart



SEQUOIA UNION | ELEMENTARY SCHOOL

Mr. Ken Horn
Superintendent/Principal

7. OTHER ACTION ITEMS: 7.3 Approve the A.B. 361 “State of Emergency” Teleconferencing Provisions for the Brown Act

Small School, Big Heart

23958 AVE 324/P.O. Box 44260
LEMON COVE, CA 93244-4260

PHONE: 559-564-2106
FAX 559-564-2136

AB 361 Creates Exemptions to Brown Act Virtual Meeting Requirements During a State of Emergency

September 22, 2021
Number 26

Written by:

Anne L. Collins
Partner
Sacramento

Ryan P. Tung
Partner
Los Angeles

Stephanie E. Darand
Law Clerk
Walnut Creek

On September 15, 2021, the Governor signed Assembly Bill (AB) 361, amending the Ralph M. Brown Act to allow local agencies to continue conducting public meetings remotely during a state of emergency, so long as certain requirements are met. As explained in more detail below, public agencies who wish to conduct meetings remotely on or after October 1, 2021, must make specific findings, every thirty days, and ensure conditions related to public participation are satisfied.

Background

Generally, if a local agency elects to use teleconferencing for a public meeting, the Brown Act requires: (1) a quorum of the legislative body to participate from within the boundaries of the agency's jurisdiction, (2) the public agency to post notice of each teleconference location, and (3) the public be allowed to address the legislative body from each teleconference location.

Beginning in March 2020, Governor Newsom issued Executive Orders (Prior Orders) relaxing these Brown Act provisions, allowing public agencies greater flexibility in holding remote meetings during the COVID-19 pandemic. The Prior Orders, suspending the Brown Act teleconferencing requirements and confirming the use of internet-based service options for holding public meetings, were set to expire on September 30, 2021. In light of this looming deadline, AB 361 was passed and amends the Brown Act to allow public agencies to continue conducting remote meetings during a state of emergency without the need to comply with all of the teleconferencing requirements. While AB 361 was an urgency measure, effective upon the Governor's signature, the Governor also signed a new Executive Order, clarifying that most of the requirements of AB 361 become effective October 1, 2021.

Although the Governor waived the applicability of AB 361 until October 1, 2021, local agencies retain the option of meeting before October 1 to make the required findings under AB 361 in order to hold future meetings remotely. If a local agency does not do so, it will have to have a separate meeting in October to make the necessary findings before any regular or special meetings otherwise scheduled for October can be held remotely.

Applicability of AB 361

Under the urgency legislation, a local agency may utilize the more “relaxed” Brown Act teleconferencing requirements in any of the following circumstances:

1. There is a proclaimed state of emergency, and state or local officials have imposed or recommended measures to promote social distancing; or
2. There is a proclaimed state of emergency, and the local agency’s meeting is for the purpose of determining, by majority vote, whether as a result of the emergency, meeting in person would present imminent risks to the health or safety of attendees; or
3. There is a proclaimed state of emergency, and the local agency has determined, by majority vote, that as a result of the emergency meeting in person would present an imminent risk to the health or safety of attendees.

AB 361 defines a “state of emergency” as a state of emergency proclaimed pursuant to Section 8625 of the California Emergency Services Act. Importantly, this includes the current state of emergency proclaimed by the Governor due to the COVID-19 Pandemic.

To continue to rely on the relaxed teleconferencing provisions, the local agency must reconsider the circumstances of the state of emergency and make the following findings by majority vote, **every 30 days**:

- The state of emergency continues to directly impact the ability of the members to meet safely in person; or
- State or local officials continue to impose or recommend measures to promote social distancing.

Virtual Meeting Requirements Under AB 361

For all remote meetings held under AB 361, local agencies are required to meet the following public participation and notice requirements (note that some of these requirements differ from what had been in place under the Prior Orders):

- Meeting agendas and notices must describe how members of the public may access the meeting and offer public comment, and identify and include an opportunity for all persons to attend via a call-in option or an internet-based service option;
- The public must have the opportunity to address the legislative body and comment in real time. The local agencies may still allow for the public to submit comments in advance of the meeting, but the local agency must also provide an option for the public to comment in real time;
- If a timed public comment period is provided on an agenda, whether on a specific agenda item or in general, registration and the public comment period cannot close until the time has elapsed. If public comment is taken separately on each agenda item, the legislative body must allow a reasonable amount of time per item to allow members of the public the opportunity to provide public comment, register, or otherwise be recognized for the purpose of providing public comment;

- Local agencies are permitted to use platforms which, incidental to their use and deployment, may require users to register for an account with that platform so long as the platform is not under the control of the local agency;
- If there is a disruption in the broadcast of a public meeting using the call-in option or the internet-based option, or there is a disruption within the agency's control which prevents members of the public from offering comments, the agency must not take any action on items appearing on the agenda until full access is restored.

Meeting agendas are not required to be posted at all teleconference locations, and local agencies are not required to make each teleconference location accessible to the public, provided that members of the public are afforded the opportunity to provide public comment remotely.

Takeaways

AB 361 creates statutory exemptions to the Brown Act that extend flexibility for remote public meetings during proclaimed emergencies, through January 1, 2024. For state and local agencies that are subject to the Bagley-Keene Open Meeting Act and the Gloria Romero Open Meetings Act, AB 361 establishes similarly relaxed guidance for virtual public meetings, until January 31, 2022. State and local agencies must give the public notice and an opportunity to comment and participate at meetings in real time, even using remote means, and they must comply with certain prerequisites in order to rely on the remote meeting provisions, including reconsideration of the circumstances and need for remote meetings every 30 days. While this new law relaxes certain remote meeting requirements relating to member participation, agendas, and public accessibility at remote locations, the underlying aim of the Brown Act—to ensure meetings of local agencies be open and public—remains.

If you have any questions about AB 361 or about Brown Act or board governance issues in general, please contact the author of this Client News Brief or an attorney at one of our [eight offices](#) located statewide. You can also subscribe to our [podcasts](#), follow us on [Facebook](#), [Twitter](#) and [LinkedIn](#) or download our [mobile app](#).

As the information contained herein is necessarily general, its application to a particular set of facts and circumstances may vary. For this reason, this News Brief does not constitute legal advice. We recommend that you consult with your counsel prior to acting on the information contained herein.



SEQUOIA UNION | ELEMENTARY SCHOOL

Mr. Ken Horn
Superintendent/Principal

7. OTHER ACTION ITEMS: 7.4 – Approve the Lane Engineering Proposal for Land Surveying for the New Tk/K Buildings.

The \$6500 topographical survey done by Lane Engineers will be paid for using the Design Advance Funds from the \$584, 920.00 TK/K Construction Grant.

Small School, Big Heart

23958 AVE 324/P.O. Box 44260
LEMON COVE, CA 93244-4260

PHONE: 559-564-2106
FAX 559-564-2136



LANE ENGINEERS, INC.
 Civil • Structural • Surveying
 P.O. Box 1059
 Tulare, CA 93275
 Phone: (559) 688-5263 / Fax: (559) 688-8893

LAND SURVEYING SERVICES PROPOSAL

Date: December 13, 2022
 Client: Sequoia Union Elementary School District
 Project: Topographic Surveys for New TK-K Wing
 Location: 23958 Ave. 324
 Lemon Cove, CA (APN 113-220-023)

SCOPE OF SERVICES

The fee noted below includes services for the following items:

1) Topographic Survey

- The topographic survey will locate visible physical features on the site such as buildings, fences, gates, vaults, manholes, cleanouts, trees, parking areas, pavements, and ground elevations for the area as shown in Exhibit 'A' . Elevations will be measured at an approximate 50 foot grid, but additional measurements will be obtained as necessary to depict vertical relief.
- The drawing will be prepared in AutoCAD Civil 3D 2021 (R2018 .dwg format) at a suitable scale for design purposes. We will coordinate with the Project Architect for desired sheet orientation and scale.
- Surface storm drain and/or sanitary sewer structures (manholes, drop inlets, etc.) will be located and invert depths will be measured, if attainable, within the limits provided. Other storm and sewer structures will be depicted per record drawings or paint markings if available.
- Underground utilities locations such as gas, telephone, cable television, electric company, water, etc., are included in this proposal to the extent that they can be plotted based on record drawings or surface markings onsite provided by the respective utility companies or school district.
- Some of the information for underground utilities within the site (such as utility depths and inverts) may not be accessible without pot holing the utility and measuring depths and inverts of the exposed piping. If pot holing is necessary, outside sources will be required to excavate and expose utilities. This work, if required, will be billed on a time and materials basis per the attached fee schedule.

FEE

Topographic Survey \$6,500

***Fee includes prevailing wage rates for field work as required by law and compliance reporting as required by Department of Industrial Relations.**



Items Excluded:

- Underground utilities
- Plotting easements or other encumbrances
- ALTA Survey
- TIN surface model of the existing surface
- Post-Contract/Construction Services (As-built drawings, etc.)
- Construction Surveying
- Agency Fees or application fees
- Printing and reproduction costs except for office use work in progress
- Any work not specifically noted in the scope of services

ADDITIONAL NOTES

- 1) The scope of professional services contained herein is based on a request by Mangini Associates, Inc. on December 12, 2022 & Site Layout for Mangini project 23043 dated 11/10/2022.
- 2) All drawing files prepared by Lane Engineers, Inc. will be AutoCAD R2018 drawing file format. Lane Engineers, Inc. drawings standards will be used.
- 3) Fees for additional services, if required, will be based on the attached fee schedule or the most current fee schedule at the time services are performed. Any additional services shall be approved by Client in writing.

Respectfully Submitted,
Lane Engineers, Inc.

Ben Mullins

By: _____

Benjamin R. Mullins, PLS

Date: December 13, 2022



EXHIBIT 'A'



NORTH





LANE ENGINEERS, INC.

Civil • Structural • Surveying
979 North Blackstone Street
P.O. Box 1059
Tulare, CA 93275-1059
Phone: (559) 688-5263 / Fax: (559) 688-8893

PREVAILING WAGE FEE SCHEDULE HOURLY RATES EFFECTIVE JANUARY 1, 2022

COURT APPEARANCE, DEPOSITIONS AND EXPERT TESTIMONY

Registered Engineer or Licensed Land Surveyor.....\$ 398.00

CIVIL ENGINEERING

Principal Civil Engineer.....\$ 209.00
Senior Civil Engineer.....\$ 194.00
Associate Civil Engineer.....\$ 170.00
Civil Engineer.....\$ 155.00

LAND SURVEYING

Principal Land Surveyor\$ 194.00
Senior Land Surveyor\$ 170.00
Associate Land Surveyor\$ 154.00
Land Surveyor\$ 140.00

STRUCTURAL ENGINEERING

Principal Structural Engineer.....\$ 214.00
Senior Structural Engineer.....\$ 194.00
Associate Structural Engineer.....\$ 154.00
Structural Engineer.....\$ 140.00

SUPPORT SERVICES

Assistant Engineer / Surveyor III.....\$ 138.00
Assistant Engineer / Surveyor II.....\$ 125.00
Assistant Engineer / Surveyor I.....\$ 111.00
Engineering / Surveying Technician III.....\$ 125.00
Engineering / Surveying Technician II.....\$ 117.00
Engineering / Surveying Technician I.....\$ 105.00
Engineering Aide.....\$ 75.00
1-Man Survey Crew (Travel Rate).....\$ 205.00
2-Man Survey Crew (Travel Rate).....\$ 247.00
3-Man Survey Crew (Travel Rate).....\$ 300.00
1-Man Survey Crew.....\$ 313.00
2-Man Survey Crew.....\$ 385.00
3-Man Survey Crew.....\$ 512.00
1-Man GPS Survey Crew w/ 1 Rover.....\$ 300.00
2-Man GPS Survey Crew w/ 1 Rover.....\$ 435.00
2-Man 3D Scan Survey Crew*.....\$ 500.00
Construction and/or Building Inspector.....\$ 214.00
Clerical.....\$ 93.00

REIMBURSABLES

20lb B&W Bond Prints (24" x 36"; 18" x 26").....\$ 2.05/per sheet (plus tax)
20lb B&W Bond Prints (30" x 42").....\$ 3.40/per sheet (plus tax)
Vellum B&W Prints (24" x 36"; 18" x 26").....\$ 6.45/per sheet (plus tax)
Vellum B&W Prints (30" x 42").....\$ 7.85/per sheet (plus tax)
Mylar B&W Prints (18 x 26).....\$ 9.75/per sheet (plus tax)
Mylar B&W Prints (24 x 36).....\$ 10.85/per sheet (plus tax)
Mylar B&W Prints (30 x 42).....\$ 15.60/per sheet (plus tax)
B&W Copies (8 ½" x 11").....\$ 0.25/per sheet (plus tax)
Color Copies (8 ½" x 11").....\$ 0.55/per sheet (plus tax)
B&W Copies (8 ½" x 14; 11" x 17").....\$ 0.40/per sheet (plus tax)
Color Copies (8 ½" x 14; 11" x 17").....\$ 0.90/per sheet (plus tax)
Subconsultants.....Cost + 15%
Other Direct Costs (i.e. Equipment Rental, Postage, and Shipping).....Cost + 15%
* Equipment costs will be billed as a Reimbursable Expense.....Cost + 15%



SEQUOIA UNION | ELEMENTARY SCHOOL

Mr. Ken Horn
Superintendent/Principal

7. OTHER ACTION ITEMS: 7.5 Approve Developer Fees and Board Resolution 2022-23-006

Small School, Big Heart

23958 AVE 324/P.O. Box 44260
LEMON COVE, CA 93244-4260

PHONE: 559-564-2106
FAX 559-564-2136

**ANNUAL REPORT OF DEVELOPER FEES
AS REQUIRED BY GOVERNMENT CODE SECTIONS 66001 AND 66006**

School District Name: Sequoia Union Elementary School District
Reporting Period: July 1, 2021 - June 30, 2022
Date Report Made Available to the Public: December 27, 2022
Date Report Presented to the Board: January 12, 2023

DESCRIPTION OF THE TYPE AND AMOUNT OF THE FEE

This District has levied school facilities fees pursuant to various resolutions, the most recent of which is dated ___May 12, 2022___. These resolutions were adopted under the authority of Government Code Section 65995 for the purpose of funding the construction or reconstruction of school facilities.

The purpose of the fees imposed and collected on new residential, commercial and industrial development within the District is to fund additional school facilities required to serve the students of the District generated by that new development. There is a proportional, reasonable relationship between the new development upon which the fees are charged and the need for additional school facilities by reason of the fact that additional students will be generated by additional development within the District and the District does not have student capacity in the existing school facilities to accomodate these new students. The School Facilities Needs Assessment and Fee Justification Study dated _December 22, 2021_____ establishes this relationship.

The amount collected by this District is \$__4.79__ per square foot of assessable space of residential construction: and \$__0.78__ per square foot of covered and enclosed space of commercial/industrial construction; but subject to the District's determination that a particular project is exempt from all or part of these fees.

Pursuant to Education Code Section 17623 and an agreement with the District(s) sharing territory with the District, generally only __60____% of the maximum fee specified above is distributed to this District.

ANNUAL DEVELOPER FEE REPORT
STATEMENT OF REVENUES, EXPENDITURES AND CHANGES IN FUND BALANCE
FOR THE YEAR ENDED June 30, 2022

DESCRIPTION	ACCOUNT CODE	TOTALS	PROJECT NO. 1	PROJECT NO. 2	PROJECT NO. 3	PROJECT NO. 4	PROJECT NO. 5
<i>BEGINNING BALANCE</i>		178,002.85	-	-	-	-	-
REVENUE							
Mitigation/Developer Fees (Schedule A)	8681	52,071.16	-	-	-	-	-
Interest Income	8660	2,093.22	-	-	-	-	-
Other Income	8699	(7,700.02)	-	-	-	-	-
TOTAL REVENUE		46,464.36	-	-	-	-	-
EXPENDITURES							
Salaries & Benefits Adminstration	1000-3999	-	-	-	-	-	-
Services, Other Operating Expenses Travel & Conference	5000-5999	-	-	-	-	-	-
Rentals, Leases and Repairs		-	-	-	-	-	-
Other Services & Operating Expenses		-	-	-	-	-	-
Capital Outlay Sites & Improvements of Sites Buildings & Improvements	6000-6599	-	-	-	-	-	-
TOTAL EXPENDITURES		-	-	-	-	-	-
OTHER FINANCING SOURCES/USES							
Transfers Out (Schedule C)	7610-7629	-	-	-	-	-	-
Uses	7630-7699	-	-	-	-	-	-
TOTAL OTHER SOURCES/USES		-	-	-	-	-	-
<i>ENDING BALANCE</i>		<u>\$ 224,467.21</u>	<u>\$ -</u>	<u>\$ -</u>	<u>\$ -</u>	<u>\$ -</u>	<u>\$ -</u>

**ANNUAL DEVELOPER FEE REPORT
SCHEDULE OF MITIGATION/DEVELOPER FEES
FOR THE PERIOD ENDED June 30, 2022**

DEPOSIT			PERMIT						GROSS PROJ	PUBLIC IMPROVEMENT PROJECT
DATE	NUMBER	AMOUNT	DATE	NUMBER	TYPE	SQ. FT	AMOUNT	RMA FEES	TOTALS	
1/12/2022	1112202074	2,894.35	10/6/2021	A2101883	R	1199	4.08	68.00	\$ 2,894.35	
8/31/2022	8302200624	\$ 7,503.94	3/24/2022	A2104358	R	3082	4.08	68.00	\$ 7,503.94	
8/31/2022	8302200624	\$ 4,159.97	4/18/2022	A2103841	R	1716	4.08	68.00	\$ 4,159.97	
8/31/2022	8302200624	\$ 553.20	4/21/2022	A2100164	C	1500	0.66	68.00	\$ 553.20	
8/31/2022	8302200624	\$ 6,544.32	5/13/2022	A2104507	R	2690	4.08	68.00	\$ 6,544.32	
8/31/2022	8302200624	4,097.76	6/30/2022	A2200582	R	1440	4.79	68.00	\$ 4,097.76	
Totals		\$ 25,753.53				11,627	\$ 21.77	\$ 408.00	\$ 25,753.53	

TCOE Detailed Account Report

Login: emonroy

District: 42

FiscalYear: 2023

12/26/2022 10:59:39 AM

District	FiscalYear	FD	RE	PY	GO	FN	OB	SI	L1	L2	L3	MA	PO
42	2022	2510	99620	0	000000	000000	868100	000	00	0000	0000	0000	00000

Working	Actual	Encumbrance	Beginning Balance	Working Budget Balance	Normal Balance
\$30,000.00	\$52,071.16	\$0.00	\$0.00	(\$22,071.16)	CR

Date	RefType	RefNo	VendorNo	CheckNo	Description	Amount
6/30/2022	RA	220013	0	0	DEVELOPER FEES 21-22	\$22,859.18
1/11/2022	CR	220023	0	0	CR220178-Developer Fees	\$2,894.35
8/20/2021	TF	220639	0	0	2020-21 Developer Fee Payment Correction	(\$86,022.13)
8/18/2021	CR	220003	0	0	CR220034-Exeter Unified School District Monthly De	\$112,339.76

TCOE Detailed Account Report

Login: emonroy

District: 42

FiscalYear: 2023

12/26/2022 11:00:30 AM

District	FiscalYear	FD	RE	PY	GO	FN	OB	SI	L1	L2	L3	MA	PO
42	2022	2510	99620	0	000000	000000	866000	000	00	0000	0000	0000	00000

Working	Actual	Encumbrance	Beginning Balance	Working Budget Balance	Normal Balance
\$2,000.00	\$2,093.22	\$0.00	\$0.00	(\$93.22)	CR

Date	RefType	RefNo	VendorNo	CheckNo	Description	Amount
6/30/2022	TF	225703	0	0	4th Qtrly Interest 6.30.2022 Rate 0.9801006	\$506.32
6/30/2022	TF	225706	0	0	Clearing Fund Interest 4th Qtr	\$28.95
4/13/2022	TF	224218	0	0	Clearing Fund Interest 3rd Qtr	\$24.46
3/31/2022	TF	224217	0	0	Quarterly Interest B Funds 3.31.22 Rate 0.8918536	\$453.86
1/10/2022	TF	222765	0	0	Clearing Fund Interest 2nd Qtr	\$30.01
12/31/2021	TF	222763	0	0	2nd Qtrly Interest 12.31.21 rate 0.9319235	\$477.52
10/13/2021	TF	221388	0	0	Clearing Fund Interest 1st Qtr	\$51.88
9/30/2021	TF	221383	0	0	1st Qtrly Interest Allocation 9.30.21 rate 1.07927	\$520.22

TCOE Detailed Account Report

Login: emonroy

District: 42

FiscalYear: 2023

12/26/2022 11:10:34 AM

District	FiscalYear	FD	RE	PY	GO	FN	OB	SI	L1	L2	L3	MA	PO
42	2022	2510	99620	0	000000	000000	866200	000	00	0000	0000	0000	00000
		Working		Actual		Encumbrance		Beginning Balance		Working Budget Balance		Normal Balance	
		\$0.00		(\$7,700.02)		\$0.00		\$0.00		\$7,700.02		CR	
Date	RefType	RefNo	VendorNo	CheckNo	Description								Amount
6/30/2022	TF	225789	0	0	FY 2022 GASB 31 ADJ								(\$6,172.05)
9/14/2021	TF	220951	0	0	REVERSE FY 2021 GASB 31 ADJ								(\$1,527.97)



SEQUOIA UNION | ELEMENTARY SCHOOL

Mr. Ken Horn
Superintendent/Principal

7. OTHER ACTION ITEMS: 7.6 Approve the Purchase of a New Oven for the Kitchen

One of our two ovens quit working prior to Spring Break. The new oven will be paid for out of the Kitchen Infrastructure and Training (K.I.T.) Fund.

Small School, Big Heart

23958 AVE 324/P.O. Box 44260
LEMON COVE, CA 93244-4260

PHONE: 559-564-2106
FAX 559-564-2136

Invoice

Date: 12/26/2022

Bill To:
Sequoia Union Elementary
School District
23958 Ave. 324
Lemon Cove, CA 93244

Ship To:
Same as billing.

Remit To:
Hur Trades LLC
5492 VILLAGE WAY.
Nashville, TN 37211
United States
615-569-2775

Customer PO	Payment Terms	Due Date	Invoice Number
230058	CIA	12/27/2022	12262201
Ship Via	PRO	Ship Date	
AAA Cooper	49454848	12/27/2022	

Item	Qty	Description	Sell	Sell Total
1	1 ea	Vulcan VC5GD Convection Oven, Propane	\$5,920.00	\$5,920.00
			TOTAL:	\$5,920.00
			Grand Total	\$5,920.00

**Pay only \$5,920.00*

Please make checks payable to:
Hur Trades LLC
5492 VILLAGE WAY.
Nashville, TN 37211 United States

Or else, use the remittance below for direct deposits (ACH or Wire):
Account Name: Hur Trades LLC
Routing Number: 065400137
Account Number: 758169889



**Mr. Ken Horn
Superintendent/Principal**

7. OTHER ACTION ITEMS: 7.7 Approve the Purchase of Touchmath 123 for Math Intervention

This math intervention system will be used in the Student Success Center during the regular school day for intervention with students struggling in math. The math intervention system will also be used during the afterschool academy for students struggling with math. The Math Intervention System will be paid for with a combination of Learning Recovery Emergency Block Grant Funds and the Extended Learning Opportunities Grant Funds.

Small School, Big Heart



5445 Mark Dabling Blvd
 Colorado Springs, CO 80918
 Phone: (800) 888-9191
 Fax: (888) 452-2448
 FTIN: 83-1927094

Quote Date 1/1/2023
 Expiration Date 1/31/2023

Quote Number 00003419

Price Quote

Contact Name Marla Yadon
 Phone (559) 564-2106
 Email myadon@sequoiaunion.org

Prepared by Laura Cox
 Phone (719) 593-2448
 Email laura.cox@touchmath.com

Bill To Contact Marla Yadon
 Bill To Account Sequoia Union School District
 Bill To PO Box 44260
 Lemon Cove, CA 93244

Ship To Contact Marla Yadon
 Ship to Account Sequoia Union School District
 Ship To 23958 Ave 324
 Lemon Cove, CA 93244

Product SKU	Product	Line Item Description	Quantity	Price	Extended
3454	GR1-UG Standards Edition Complete Resource Now 3-Yr	Full Print-on-demand curriculum with all classroom manipulatives	1	\$7,649.00	\$7,649.00
2795	TouchMath PRO Annual Seat License Fee	12 Student seats in TouchMath Pro Digital Intervention Tool	12	\$45.00	\$540.00
2796	TouchMath PRO Implementation Fee	SSO Integration, Student Rostering, Support	1	\$54.00	\$54.00

Subtotal \$8,243.00
 Shipping and Handling \$141.87
 Tax \$585.90
 Order Total USD \$8,970.77

- Quote Only -

Invoice Terms: Net 30; Past due invoices of more than 30 days are subject to a service charge of 1-1/2 % per month on outstanding balance.

Please make checks payable in US Dollars to TouchMath Acquisition LLC

ACH Information: First Merchants Bank, 200 E. Jackson St, Muncie, IN 47305 - ACH Routing #074900657- Account #101326438

To designate a license administrator for digital license purchases, please email orders@touchmath.com with the designee's name and contact information.

Products are periodically revised which may result in changes to availability and prices quoted. If an extension of time is needed for this quote, please contact us at 1-800-888-9191 Monday through Thursday 7:00 a.m. - 5:00 p.m. and Friday 7:00 a.m. - Noon MST.

Purchase Orders should be generated on official district or school form or school letterhead and include the date, item numbers, descriptions, prices, and an authorized signature for payment. Please reference the above Quote number on your P.O. and in further communications.

To expedite your order, please email your P.O. to orders@touchmath.com

A copy of our Sole Source Letter and current W9 form can be downloaded from our website at www.touchmath.com/OrderInfo

Use of TouchMath digital and online products and services are subject to the terms and privacy policies posted therein



5445 Mark Dabling Blvd
Colorado Springs, CO 80918
Phone: (800) 888-9191
Fax: (888) 452-2448
FTIN: 83-1927094

Quote Date 1/1/2023
Expiration Date 1/31/2023

Quote Number 00003419



SEQUOIA UNION | ELEMENTARY SCHOOL

Mr. Ken Horn
Superintendent/Principal

7. OTHER ACTION ITEMS: 7.8 Approve the Purchase of a new Water Well Pump for the Fields

The current water well pump doesn't pump with adequate horsepower any longer and won't put out enough water pressure to operate the sprinklers in a way to keep the fields green. This purchase will be paid for out of the General Fund under Operations and Maintenance.

Small School, Big Heart

23958 AVE 324/P.O. Box 44260
LEMON COVE, CA 93244-4260

PHONE: 559-564-2106
FAX 559-564-2136



Estimate

15499 Ave 280
 Visalia, CA 93292
 Phone (559) 747-0755 Fax (559) 747-3881

DATE 1/3/2023
Estimate #
Customer ID

Estimate For: Sequoia Union
 Irrigation

Estimate valid until: 1/13/2023
Prepared by: William Gargan

SALESPERSON	P.O. NUMBER	SHIP DATE	SHIP VIA	TERMS
WG	0			Pay in full

QUANTITY	DESCRIPTION	UNIT PRICE	AMOUNT
1	5HP motor		2,123.60
1	66 GPM Pump		2,953.62
60	Feet wire		148.00
60	Feet 3 inch pipe (If necessary)		1,060.00
0			0.00
0			0.00
8	Hours Labor		2,880.00
0			0.00
0	Estimate to replace Pump and Pipe		0.00
0	as needed.		0.00
		-	0.00
		-	0.00
		-	0.00
		-	

SUBTOTAL \$ 9,165.22

0.00%

Customer Signature _____ Date _____

KPI Rep Signature _____ Date _____

TOTAL \$ 9,165.22

If you have any questions concerning this estimate, please contact us @ 559-747-0755

THANK YOU FOR YOUR BUSINESS!
 License #826935 Class A, C-57



SEQUOIA UNION | ELEMENTARY SCHOOL

Mr. Ken Horn
Superintendent/Principal

**7. OTHER ACTION ITEMS: 7.9 Approve the Instructional Assistant III Temporary Grant
Funded Positions (2)**

Small School, Big Heart

23958 AVE 324/P.O. Box 44260
LEMON COVE, CA 93244-4260

PHONE: 559-564-2106
FAX 559-564-2136



Mr. Ken Horn
Superintendent/Principal

Instructional Assistant III (Temp. Position- Grant Funded) (2-Positions)

Classified Salary Schedule: 4 Hours Daily in Regular Day and 3.5 hours in the After School Day –
January 23rd, 2023 - June 30th, 2023

The Sequoia Union Elementary School District is committed to the development of students with high moral integrity, academic excellence, and self-worth in a safe and supportive environment. The goal of Sequoia Union School District, made up of educators, parents, and the local community, is to give our students the skills to become independent, lifelong learners who will make a positive contribution to society.

About the District:

Sequoia Union Elementary School District is a public school serving 375 students in grades K-8 and is seeking a dynamic, collaborative, and student centered individual to join our amazing school community. We are looking for an exceptional person with a deep appreciation for students and the ability to support the needs of all learners. The new member of our staff must be able to work collaboratively with other professionals in a team environment.

About the Positions (2):

Instructional Assistant III – One I.A. will run the Physical Education program in the Expanded Learning Opportunities after school program. This Instructional Assistant III employee will provide instructional assistance to individuals and groups of students in the Physical Education setting. During the regular school day, this I.A. will help support instruction in classrooms and in pullouts for intervention and enrichment. The second I.A. will run the Arts and Crafts program in the Expanded Learning Opportunities after school program. During the regular school day, this I.A. will provide instructional support to the Transitional Kindergarten students. The Instructional Assistant will provide clerical and other classroom support services to teachers. Level III Instructional Assistant is required broader or more in-depth knowledge beyond an area of specialization, requires additional supervisory and administrative skills, and requires in-depth knowledge and understanding of student data systems and to be able to complete data analysis independently and implement remediation or acceleration to students with little supervision.

Essential Duties and Responsibilities:

- Performs all of the duties of the Instructional Assistant I and II and works with either individual or small groups of students.
- Employs positive behavior support in interactions with students. Develops and uses incentives as positive reinforcement. Exercises constant supervision of children. Assesses the need for appropriate discipline and uses in accordance with grade level and individual student ability to understand.

Small School, Big Heart



SEQUOIA UNION | ELEMENTARY SCHOOL

Mr. Ken Horn
Superintendent/Principal

- Responsible for collecting student data and progress monitoring students throughout the school year for the Expanded Learning After School program.
- Works closely with resource personnel, as required, to support assigned student(s) in attaining specified goals.
- Supervises during recesses, breaks, and in transitions from class to class as required.
- Performs other duties as assigned that support the overall objective of the position.

Qualifications:

- **Knowledge and Skills:** Requires the knowledge and skills required to perform as the Physical Education Instructor plus specialized knowledge of data collection and data analysis. Considerable knowledge of the principles and practices of child development and physical education development is required.
- **Abilities:** Incumbents must be able to demonstrate understanding, patience, and empathy of the needs of their students, including the ability to recognize limitations of students and encourage participation in special programs and activities. Ability to work with the students towards the goal of mainstreaming within the general education.
- **Physical Abilities:** Normally works both outside and in a classroom setting with minimal exposure to safety or health hazards. May require arm, hand, finger dexterity to operate keyboard, typewriter or other office equipment. Requires good hearing and speaking ability to communicate with staff and students. Able to lift up to 50 pounds. Reasonable accommodations may be made to enable a person with a disability to perform the essential functions of the position.
- **Education and Experience:** High School diploma or equivalent plus additional training in education or a related field. Proof of competency in physical education classes/courses. Two years of experience working with students in an organized educational or child care setting is recommended.
- **Licenses and Certificates:** Possession of a valid First Aid and CPR certificate may be required for some positions, requires a valid driver's license.

Small School, Big Heart

23958 AVE 324/P.O. Box 44260
LEMON COVE, CA 93244-4260

PHONE: 559-564-2106
FAX 559-564-2136



SEQUOIA UNION | ELEMENTARY SCHOOL

Mr. Ken Horn
Superintendent/Principal

7. OTHER ACTION ITEMS: 7.10 Approve the Interdistrict Transfers OUT

Small School, Big Heart

23958 AVE 324/P.O. Box 44260
LEMON COVE, CA 93244-4260

PHONE: 559-564-2106
FAX 559-564-2136

Interdistrict **OUT**
For Board Approval
2022-2023 School Year

Month: January

Home District Sequoia Union

Student Name	Grade	District of Choice	Continuing/New
Emily Wadkins	K	Exeter USD	Continuing: Was attending TK there